



Quality Parts

GRUPPO 105

66

105 FAMILY

RICAMBI ALTERNATIVI PER

MOTORI SAME SLH

NON ORIGINAL PARTS FOR

SAME SLH ENGINES

REL 905

Questo catalogo contiene dati ed informazioni provenienti dalla pluriennale esperienza di Finimpianti. Tuttavia non possiamo assumere alcuna responsabilità per eventuali dati errati od incompleti.

Tutti i dati e le informazioni contenute nel presente catalogo sono fornite a puro scopo informativo e senza responsabilità e non potranno dare adito ad alcuna forma di risarcimento.

Visto il continuo sviluppo dei nostri prodotti, Finimpianti si riserva il diritto di apportare modifiche senza preavviso.

Denominazioni, numeri e codici originali sono riportati a puro titolo di riferimento.

All the information and data contained in this catalogue came from the long Finimpianti experience. Nevertheless we can not assume any responsibility for possible mistakes.

All the information and data contained in this catalogue are provide "as is" without any representation or warranty express or implied. Under no circumstances whatsoever shall Finimpianti be liable for any damages whatsoever arising out of the use of the information and data contained in this catalogue.

Finimpianti does not warrant the accuracy or completeness of the materials and content contained in this catalogue and reserves the right to correct any errors or omissions at any time without notice and without obligation to the users of this catalogue.

OEM names, codes and part numbers, used in this catalogue, are for reference only.

**GRUPPO 105
SAME
105 FAMILY**

1	1052 LP	
3	1053 L (038.00)	15571 ←
5	1053 L (038.00)	15572 →
7	1053 P (054.00)	
9	1054 L (039.00)	2685 ←
11	1054 L (039.00)	2686 →
13	1054 P (044.00)	
15	1054 PT (062.00)	
17	1055 P (042.00)	
19	1056 L (040.00)	
21	1056 P (046.00)	
23	1056 PS	
25	1056 PT (071.00)	
27	1056 PTI	

Questo catalogo contiene dati ed informazioni provenienti dalla pluriennale esperienza di Finimpianti. Tuttavia non possiamo assumere alcuna responsabilità per eventuali dati errati od incompleti.

Tutti i dati e le informazioni contenute nel presente catalogo sono fornite a puro scopo informativo e senza responsabilità e non potranno dare adito ad alcuna forma di risarcimento.

Visto il continuo sviluppo dei nostri prodotti, Finimpianti si riserva il diritto di apportare modifiche senza preavviso.

Denominazioni, numeri e codici originali sono riportati a puro titolo di riferimento.

All the information and data contained in this catalogue came from the long Finimpianti experience. Nevertheless we can not assume any responsibility for possible mistakes.


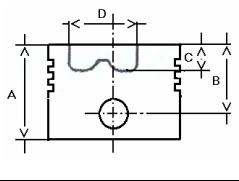

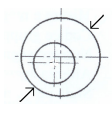
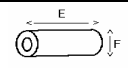

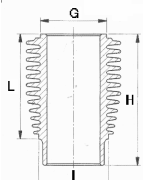
All the information and data contained in this catalogue are provide "as is" without any representation or warranty express or implied. Under no circumstances whatsoever shall Finimpianti be liable for any damages whatsoever arising out of the use of the information and data contained in this catalogue.



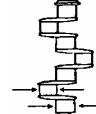





Finimpianti does not warrant the accuracy or completeness of the materials and content contained in this catalogue and reserves the right to correct any errors or omissions at any time without notice and without obligation to the users of this catalogue.

OEM names, codes and part numbers, used in this catalogue, are for reference only.

SAME

1052 LP	Cm³	CILINDRI CYLINDERS	ALESAGGIO BORE	CORSA STROKE	VERSIONE VERSION
	2078	2	105	120	

		TESTA HEAD	H17		13	2,5	TIPO TYPE	A			
					9	2,5					
	FIN416PN 0.038.1236.0		A	120		14	2,5		G	122	
			B	70		23	5		H	223	
			C	22,5					I	117	
			D	49					L	158	
			E	90					0.039.1120.0/10		
			F	35				FIN047SL00			
	105	0.038.0060.6	FIN217PC00		0.073.0052.6	FIN086RS00					
	105,5	0.038.0061.6	FIN217PC05		0.073.0053.6	FIN086RS05					
	106	0.038.0062.6	FIN217PC10		0.073.0054.6	FIN086RS10					

		Nr.						ADATTABILE A: SUITABLE FOR:	
---	---	------------	---	---	---	---	---	--------------------------------	---

CR	RP	2	67,95	71,74	27,00		STD - 025 - 050 075 - 100 - BAR	0.039.1225.0 + 0.039.1225.0	FIN815CR STD
----	----	---	-------	-------	-------	--	------------------------------------	--------------------------------	--------------

MB	RP	3	70,00	74,00	32,00		STD - 025 - 050 075 - 100 - BAR	0.029.1215.0/10 + 0.029.1215.0/10	FIN816MB STD
----	----	---	-------	-------	-------	--	------------------------------------	--------------------------------------	--------------

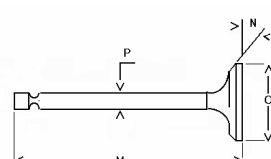



--	--	--	--	--	--	--	--	--	--

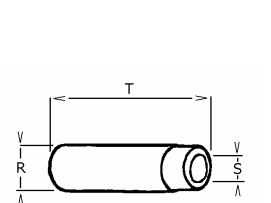



--	--	--	--	--	--	--	--	--	--

PB	BM	6	35,00	39,02	34,65		SEMIF.	0.002.4168.0	FIN110PB
----	----	---	-------	-------	-------	--	--------	--------------	----------

TWS	AL	2	77,70	91,90	2,36		STD - 010	0.001.4196.0 + 0.001.4197.0	FIN031TWS STD
-----	----	---	-------	-------	------	--	-----------	--------------------------------	---------------

--	--	--	--	--	--	--	--	--	--

	IN EX		Nr.	O	P	M	N		ADATTABILE A: SUITABLE FOR:									
									IN	FS	2	42	9	148	45°	A1	0.039.1420.0	FINA708
									EX	FN	2	39,8	9	148	45°	A1	0.039.1421.0	FINS457

	IN EX		Nr.	R	S	T		ADATTABILE A: SUITABLE FOR:								
								IN	G	2	16,05	9,05	88	F	0.037.1416.0	FIN313AA
								IN	G		16,10	9,05	88	F		FIN313AB
								EX	G	2	16,05	9,05	73	F	0.037.1417.0/10	FIN314SA
								EX	G		16,10	9,05	73	F		FIN314SB

Ricambi non originali per motori. Denominazioni e codici originali, sono riportati a puro titolo di riferimento.





1 - 66





rel. 905




Non original engine parts. OEMs names and part numbers are for reference purpose only.








SAME







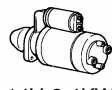
1052 LP	Cm³	CILINDRI CYLINDERS	ALESAGGIO BORE	CORSA STROKE	VERSIONE VERSION
	2078	2	105	120	

			
0.043.0050.6		2.1569.061.0/10	0.038.0058.6
FIN7525CGA	FIN7525CGB	FIN6267HG	FIN103SM

			
		IN	EX

Nr.	ENGINE KIT	
1		FIN047SL00
1		FIN217PC00
1		FIN103SM
0.039.0065.6		FIN2143KIT

						
LV	LD					
2.1519.009.0	2.1519.010.0	0.87336.50.0		2.4249.190.1	2.4419.240.0	2.4419.140.1
FIN3081RT	FIN3080RT	FIN8010AF		FIN8107NF	FIN8236OF	FIN8235FE

						
					14V-45A	14V-2,4KW
0.003.8319.6	2.4629.150.0	2.4629.150.8	2.4729.010.0	2.4629.150.7	2.9439.230.0	2.9619.080.0
FIN910FP	FIN1652JP	FIN068E	FIN173NO	FIN012DV	FIN2310VA	FIN1866TL

1	Kit revisione pompa alimentazione	<i>Fuel pump repairing kit</i>	2.4519.169.0	FIN2910KFP
2	Cartuccia filtro olio	<i>Oil filter element</i>	2.4319.060.1	FIN8605FE
3	Cartuccia filtro olio Ø 78	<i>Oil filter element Ø 78</i>	2.4419.190.1	FIN346FE
4	Alternatore 14V-55A	<i>Alternator 14V-55A</i>	2.9439.240.0	FIN2285VA
5	Alternatore 14V-55A-W	<i>Alternator 14V-55A-W</i>	2.9439.220.0	FIN2288VA
6	Alternatore 14V-65A	<i>Alternator 14V-65A</i>	2.9439.250.0	FIN2290VA
7	Alternatore 14V-65A-W	<i>Alternator 14V-65A-W</i>	2.9439.210.0	FIN2295VA
8	Alternatore 28V-27A	<i>Alternator 28V-27A</i>	2.9439.180.0	FIN2300VA
9	Alternatore 28V-27A-W	<i>Alternator 28V-27A-W</i>	2.9439.260.0	FIN2305VA
10	Motorino d'avviamento 14V-3KW	<i>Starter engine 14V-3KW</i>	2.9619.180.0	FIN201TL
11	Motorino d'avviamento 28V-3,2KW	<i>Starter engine 28V-3,2KW</i>	2.9619.120.0	FIN1865TL
12				
13				
14				
15				

Ricambi non originali per motori. Denominazioni e codici originali, sono riportati a puro titolo di riferimento.


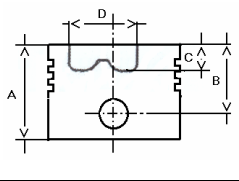

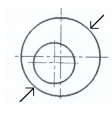
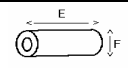
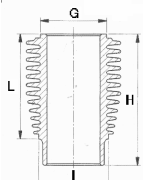
2 - 66



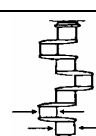





rel. 905

Non original engine parts. OEMs names and part numbers are for reference purpose only.

SAME

1053 L (038.00)	Cm³	CILINDRI <i>CYLINDERS</i>	ALESAGGIO <i>BORE</i>	CORSA <i>STROKE</i>	VERSIONE <i>VERSION</i>
	3117	3	105	120	15571 ←

		TESTA HEAD	H17		13	2,5	TIPO TYPE	A	
					9	2,5			
	FIN416PN 0.038.1236.0		A	120	0.054.0052.6	FIN086RS00		G	122
			B	70				0.054.0053.6	FIN086RS05
		C	22,5	0.054.0054.6	FIN086RS10	0.039.1120.0	FIN047SL00		
		D	49						
		E	90						
		F	35						
	105	0.038.0060.6	FIN217PC00						
	105,5	0.038.0061.6	FIN217PC05						
	106	0.038.0062.6	FIN217PC10						

		Nr.						ADATTABILE A: SUITABLE FOR:	
---	---	------------	---	---	---	---	---	--------------------------------	---

CR	RP	3	67,95	71,74	24,00		STD - 025 - 050 075 - 100 - BAR	0.021.1225.0 + 0.021.1225.0	FIN602CR STD
----	----	---	-------	-------	-------	--	------------------------------------	--------------------------------	--------------

MB	RP	4	70,00	74,00	32,00		STD - 025 - 050 075 - 100 - BAR	0.029.1215.0/10 + 0.029.1215.0/10	FIN816MB STD
----	----	---	-------	-------	-------	--	------------------------------------	--------------------------------------	--------------

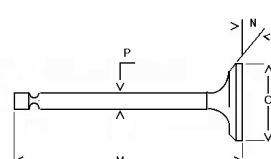



--	--	--	--	--	--	--	--	--	--

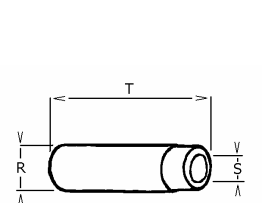



--	--	--	--	--	--	--	--	--	--

PB	BM	2	35,00	39,02	34,65		SEMIF.	0.002.4168.0	FIN110PB
----	----	---	-------	-------	-------	--	--------	--------------	----------

TWS	AL	2	77,70	91,90	2,36		STD - 010	0.042.1218.0 + 0.042.1219.0	FIN031TWS STD
-----	----	---	-------	-------	------	--	-----------	--------------------------------	---------------

--	--	--	--	--	--	--	--	--	--

	IN EX		Nr.	O	P	M	N		ADATTABILE A: SUITABLE FOR:									
									IN	FS	3	42	9	148	45°	A1	0.039.1420.0	FINA708
									EX	FN	3	37,4	9	148	45°	A1	0.037.1421.0	FINS396

	IN EX		Nr.	R	S	T		ADATTABILE A: SUITABLE FOR:								
								IN	G	3	16,05	9,05	88	F	0.037.1416.0	FIN313AA
								IN	G		16,10	9,05	88	F		FIN313AB
								EX	G	3	16,05	9,05	73	F	0.037.1417.0/10	FIN314SA
								EX	G		16,10	9,05	73	F		FIN314SB

Ricambi non originali per motori. Denominazioni e codici originali, sono riportati a puro titolo di riferimento.





3 - 66





rel. 905




Non original engine parts. OEMs names and part numbers are for reference purpose only.








SAME







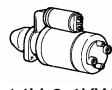
1053 L (038.00)	Cm³	CILINDRI <i>CYLINDERS</i>	ALESAGGIO <i>BORE</i>	CORSA <i>STROKE</i>	VERSIONE <i>VERSION</i>
	3117	3	105	120	15571 ←

			
0.038.0050.6/10		2.1569.061.0/10	0.038.0058.6
FIN139CGA	FIN139CGB	FIN6267HG	FIN103SM

			
		IN	EX

Nr.	ENGINE KIT	
1		FIN047SL00
1		FIN217PC00
1		FIN103SM
0.039.0065.6		FIN2143KIT

						
2.1519.009.0	2.1519.010.0				2.4419.150.1	2.4319.060.1
FIN3081RT	FIN3080RT				FIN8250OF	FIN8605FE

						
0.003.8319.6	2.4639.060.0	2.4629.150.8	2.4729.010.0	2.4629.150.7	12V 2.9439.090.0	14V-2,4KW 2.9619.080.0
FIN910FP	FIN1650JP	FIN068E	FIN173NO	FIN012DV	FIN2365VA	FIN1866TL

1	Kit revisione pompa alimentazione	<i>Fuel pump repairing kit</i>	2.4519.169.0	FIN2910KFP
2	Alternatore fino a motore 25959	<i>Alternator up to engine 25959</i>	2.9439.050.0	FIN2390VA
3	Alternatore fino a motore 27734	<i>Alternator up to engine 27734</i>	2.9439.070.0	FIN2360VA
4	Motorino d'avviamento 12V	<i>Starter engine 12V</i>	2.9619.180.0	FIN201TL
5	Valvola aspirazione fino al motore 11898	<i>Inlet valve up to engine 11898</i>	0.029.1420.0/10	FINA271
6	Valvola scarico fino al motore 11898	<i>Exhaust valve up to engine 11898</i>	0.029.1421.0/10	FINS272
7	Valvola scarico dal motore 14022	<i>Exhaust valve from engine 14022</i>	0.039.1421.0	FINS457
8	Guida valvola aspirazione fino al motore 11898	<i>Inlet valve guide up to engine 11898</i>	0.037.1417.0/10	FIN314SA
9	Guida valvola scarico fino al motore 11898	<i>Exhaust valve guide up to engine 11898</i>	0.029.1417.0	FIN306SA
10				
11				
12				
13				
14				
15				

Ricambi non originali per motori. Denominazioni e codici originali, sono riportati a puro titolo di riferimento.


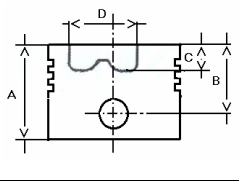

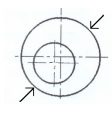
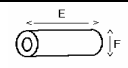

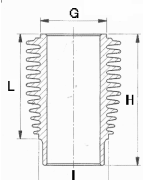
4 - 66



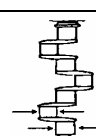






rel. 905

Non original engine parts. OEMs names and part numbers are for reference purpose only.

SAME

1053 L (038.00)	Cm³	CILINDRI <i>CYLINDERS</i>	ALESAGGIO <i>BORE</i>	CORSA <i>STROKE</i>	VERSIONE <i>VERSION</i>
	3117	3	105	120	15572 →

		TESTA HEAD	H17		13	2,5	TIPO TYPE	A		
					9	2,5				
	FIN416PN 0.038.1236.0		A	120		14	2,5		G	122
			B	70		23	5		H	223
			C	22,5					I	117
			D	49					L	158
			E	90					0.039.1120.0 FIN047SL00	
			F	35						
	105	0.038.0060.6	FIN217PC00		0.054.0052.6	FIN086RS00				
	105,5	0.038.0061.6	FIN217PC05		0.054.0053.6	FIN086RS05				
	106	0.038.0062.6	FIN217PC10		0.054.0054.6	FIN086RS10				

		Nr.							ADATTABILE A: SUITABLE FOR:	
---	---	------------	---	---	---	---	---	---	--------------------------------	---

CR	RP	3	67,95	71,74	27,00			STD - 025 - 050 075 - 100 - BAR	0.039.1225.0 + 0.039.1225.0	FIN815CR STD
----	----	---	-------	-------	-------	--	--	------------------------------------	--------------------------------	--------------

MB	RP	4	70,00	74,00	32,00			STD - 025 - 050 075 - 100 - BAR	0.029.1215.0/10 + 0.029.1215.0/10	FIN816MB STD
----	----	---	-------	-------	-------	--	--	------------------------------------	--------------------------------------	--------------

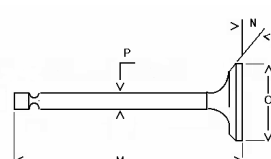



--	--	--	--	--	--	--	--	--	--	--

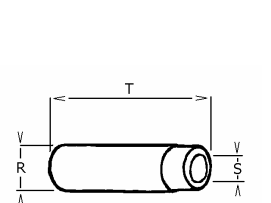



--	--	--	--	--	--	--	--	--	--	--

PB	BM	2	35,00	39,02	34,65			SEMIF.	0.002.4168.0	FIN110PB
----	----	---	-------	-------	-------	--	--	--------	--------------	----------

TWS	AL	2	77,70	91,90	2,36			STD - 010	0.042.1218.0 + 0.042.1219.0	FIN031TWS STD
-----	----	---	-------	-------	------	--	--	-----------	--------------------------------	---------------

--	--	--	--	--	--	--	--	--	--	--

	IN EX		Nr.	O	P	M	N		ADATTABILE A: SUITABLE FOR:									
									IN	FS	3	42	9	148	45°	A1	0.039.1420.0	FINA708
									EX	FN	3	37,4	9	148	45°	A1	0.037.1421.0	FINS396

	IN EX		Nr.	R	S	T		ADATTABILE A: SUITABLE FOR:								
								IN	G	3	16,05	9,05	88	F	0.037.1416.0	FIN313AA
								IN	G		16,10	9,05	88	F		FIN313AB
								EX	G	3	16,05	9,05	73	F	0.037.1417.0/10	FIN314SA
								EX	G		16,10	9,05	73	F		FIN314SB

Ricambi non originali per motori. Denominazioni e codici originali, sono riportati a puro titolo di riferimento.





5 - 66





rel. 905




Non original engine parts. OEMs names and part numbers are for reference purpose only.








SAME







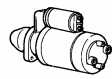
1053 L (038.00)	Cm³	CILINDRI <i>CYLINDERS</i>	ALESAGGIO <i>BORE</i>	CORSA <i>STROKE</i>	VERSIONE <i>VERSION</i>
	3117	3	105	120	15572 →

			
0.038.0050.6/10		2.1569.061.0/10	0.038.0058.6
FIN139CGA	FIN139CGB	FIN6267HG	FIN103SM

		 IN	 EX

Nr.	ENGINE KIT	
1		FIN047SL00
1		FIN217PC00
1		FIN103SM
	0.039.0065.6	FIN2143KIT

 LV	 LD					
2.1519.009.0	2.1519.010.0				2.4419.150.1	2.4319.060.1
FIN3081RT	FIN3080RT				FIN8250OF	FIN8605FE

					 12V	 14V-2,4KW
0.003.8319.6	2.4639.060.0	2.4629.150.8	2.4729.010.0	2.4629.150.7	2.9439.090.0	2.9619.080.0
FIN910FP	FIN1650JP	FIN068E	FIN173NO	FIN012DV	FIN2365VA	FIN1866TL

1	Kit revisione pompa alimentazione	<i>Fuel pump repairing kit</i>	2.4519.169.0	FIN2910KFP
2	Alternatore fino a motore 25959	<i>Alternator up to engine 25959</i>	2.9439.050.0	FIN2390VA
3	Alternatore fino a motore 27734	<i>Alternator up to engine 27734</i>	2.9439.070.0	FIN2360VA
4	Motorino d'avviamento 12V	<i>Starter engine 12V</i>	2.9619.180.0	FIN201TL
5				
6				
7				
8				
9				
10				
11				
12				
13				
14				
15				

Ricambi non originali per motori. Denominazioni e codici originali, sono riportati a puro titolo di riferimento.


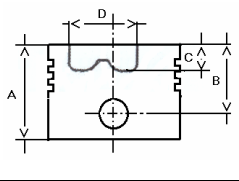

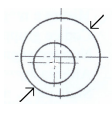
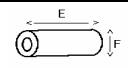
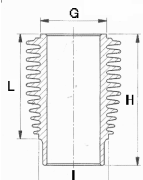
6 - 66



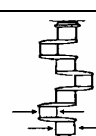





rel. 905

Non original engine parts. OEMs names and part numbers are for reference purpose only.

SAME

1053 P (054.00)	Cm³	CILINDRI <i>CYLINDERS</i>	ALESAGGIO <i>BORE</i>	CORSA <i>STROKE</i>	VERSIONE <i>VERSION</i>
	3117	3	105	120	

		TESTA HEAD	H18		13	2,5	TIPO TYPE	A	
					9	2,5			
	FIN416PN 0.038.1236.0		E	F	14	2,5		G	118,5
					23	5		H	217,5
	105	0.054.0060.0	FIN2401PC00	0.054.0052.6	FIN086RS00		I	114	
	105,5	0.054.0061.0	FIN2401PC05	0.054.0053.6	FIN086RS05		L	152	
	106	0.054.0062.0	FIN2401PC10	0.054.0054.6	FIN086RS10		0.044.1120.0/10		FIN045SL00

		Nr.						ADATTABILE A: SUITABLE FOR:	
---	---	------------	---	---	---	---	---	--------------------------------	---

CR	RP	3	67,95	71,74	27,00		STD - 025 - 050 075 - 100 - BAR	0.039.1225.0 + 0.039.1225.0	FIN815CR STD
----	----	---	-------	-------	-------	--	------------------------------------	--------------------------------	--------------

MB	RP	4	70,00	74,00	32,00		STD - 025 - 050 075 - 100 - BAR	0.029.1215.0/10 + 0.029.1215.0/10	FIN816MB STD
----	----	---	-------	-------	-------	--	------------------------------------	--------------------------------------	--------------

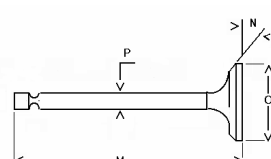



--	--	--	--	--	--	--	--	--	--

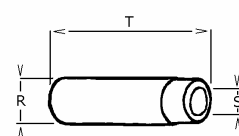



--	--	--	--	--	--	--	--	--	--

PB	BM	3	35,00	39,02	34,65		SEMIF.	0.002.4168.0	FIN110PB
----	----	---	-------	-------	-------	--	--------	--------------	----------

TWS	AL	2	77,70	91,90	2,36		STD - 010	0.001.4196.0 + 0.001.4197.0	FIN031TWS STD
-----	----	---	-------	-------	------	--	-----------	--------------------------------	---------------

--	--	--	--	--	--	--	--	--	--

	IN		Nr.	O	P	M	N		ADATTABILE A: SUITABLE FOR:								
	EX								FS	3	42	9	148	45°	A1	0.053.1420.0	FINA708
	EX								FN	3	39,8	9	148	45°	A1	0.039.1421.0	FINS457

	IN		Nr.	R	S	T		ADATTABILE A: SUITABLE FOR:							
	IN							G	3	16,05	9,05	88	F	0.037.1416.0	FIN313AA
	IN							G		16,10	9,05	88	F		FIN313AB
	EX							G	3	16,05	9,05	73	F	0.037.1417.0/10	FIN314SA
	EX							G		16,10	9,05	73	F		FIN314SB

Ricambi non originali per motori. Denominazioni e codici originali, sono riportati a puro titolo di riferimento.





7 - 66





rel. 905




Non original engine parts. OEMs names and part numbers are for reference purpose only.








SAME







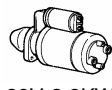
1053 P (054.00)	Cm³	CILINDRI <i>CYLINDERS</i>	ALESAGGIO <i>BORE</i>	CORSA <i>STROKE</i>	VERSIONE <i>VERSION</i>
	3117	3	105	120	

			
0.054.0050.6		2.1569.078.0/10	0.054.0057.6
FIN060CGA	FIN060CGB	FIN6266HG	FIN104SM

			
		IN	EX

Nr.	ENGINE KIT	
1		FIN045SL00
1		FIN2401PC00
1		FIN104SM
	0.054.0065.6/10	FIN2162KIT

						
LV	LD					
2.1519.009.0	2.1519.010.0			2.4249.170.6	0.044.1554.0	
FIN3081RT	FIN3080RT			FIN8101NF	FIN8225OF	

						
					28V-3,2KW	
2.4519.230.0	2.4639.060.0	2.4629.150.8	2.4729.010.0	2.4629.150.7		2.9619.120.0
FIN930FP	FIN1650JP	FIN068E	FIN173NO	FIN012DV		FIN1865TL

1	Massa filtrante	<i>Filtering element</i>	2.4249.050.4	FIN8104NF
2	Motorino d'avviamento 12V	<i>Starter engine 12V</i>	2.9619.180.0	FIN201TL
3	Kit revisione pompa alimentazione	<i>Fuel pump repairing kit</i>	2.4519.239.0	FIN2930KFP
4				
5				
6				
7				
8				
9				
10				
11				
12				
13				
14				
15				

Ricambi non originali per motori. Denominazioni e codici originali, sono riportati a puro titolo di riferimento.


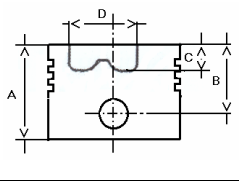

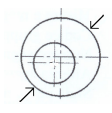
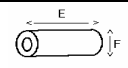

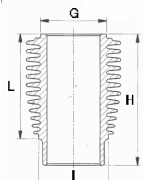
8 - 66



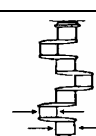





rel. 905

Non original engine parts. OEMs names and part numbers are for reference purpose only.

SAME

1054 L (039.00)	Cm³	CILINDRI <i>CYLINDERS</i>	ALESAGGIO <i>BORE</i>	CORSA <i>STROKE</i>	VERSIONE <i>VERSION</i>
	4155	4	105	120	2685 ←

		TESTA HEAD	H17		13	2,5	TIPO TYPE	A		
					9	2,5				
	FIN416PN 0.038.1236.0		A	120		14	2,5		G	122
			B	70		23	5		H	223
			C	22,5					I	117
			D	49					L	158
			E	90	0.054.0052.6	FIN086RS00	0.039.1120.0	FIN047SL00		
			F	35	0.054.0053.6	FIN086RS05				
					0.054.0054.6	FIN086RS10				

		Nr.						ADATTABILE A: SUITABLE FOR:	
---	---	------------	---	---	---	---	---	--------------------------------	---

CR	RP	4	67,95	71,74	24,00		STD - 025 - 050 075 - 100 - BAR	0.021.1225.0 + 0.021.1225.0	FIN602CR STD
----	----	---	-------	-------	-------	--	------------------------------------	--------------------------------	--------------

MB	RP	5	70,00	74,00	32,00		STD - 025 - 050 075 - 100 - BAR	0.029.1215.0/10 + 0.029.1215.0/10	FIN816MB STD
----	----	---	-------	-------	-------	--	------------------------------------	--------------------------------------	--------------

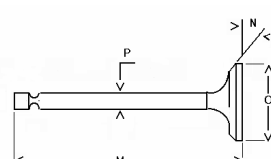



--	--	--	--	--	--	--	--	--	--

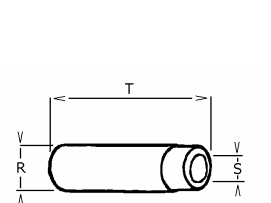



--	--	--	--	--	--	--	--	--	--

PB	BM	3	35,00	39,02	34,65		SEMIF.	0.002.4168.0	FIN110PB
----	----	---	-------	-------	-------	--	--------	--------------	----------

TWS	AL	2	77,70	91,90	2,36		STD - 010	0.001.4196.0 + 0.001.4197.0	FIN031TWS STD
-----	----	---	-------	-------	------	--	-----------	--------------------------------	---------------

--	--	--	--	--	--	--	--	--	--

	IN EX		Nr.	O	P	M	N		ADATTABILE A: SUITABLE FOR:									
									IN	FS	4	42	9	148	45°	A1	0.039.1420.0	FINA708
									EX	FN	4	39,8	9	148	45°	A1	0.039.1421.0	FINS457

	IN EX		Nr.	R	S	T		ADATTABILE A: SUITABLE FOR:								
								IN	G	4	16,05	9,05	88	F	0.037.1416.0	FIN313AA
								IN	G		16,10	9,05	88	F		FIN313AB
								EX	G	4	16,05	9,05	73	F	0.037.1417.0/10	FIN314SA
								EX	G		16,10	9,05	73	F		FIN314SB

Ricambi non originali per motori. Denominazioni e codici originali, sono riportati a puro titolo di riferimento.





9 - 66





rel. 905




Non original engine parts. OEMs names and part numbers are for reference purpose only.








SAME







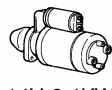
1054 L (039.00)	Cm³	CILINDRI <i>CYLINDERS</i>	ALESAGGIO <i>BORE</i>	CORSA <i>STROKE</i>	VERSIONE <i>VERSION</i>
	4155	4	105	120	2685 ←

			
0.039.0050.6/10		2.1569.061.0/10	0.038.0058.6
FIN140CGA	FIN140CGB	FIN6267HG	FIN103SM

		 IN	 EX

Nr.	ENGINE KIT	
1		FIN047SL00
1		FIN217PC00
1		FIN103SM
0.039.0065.6		FIN2143KIT

 LV	 LD					
2.1519.009.0	2.1519.010.0			2.4249.110.2	2.4419.150.1	2.4319.060.1
FIN3081RT	FIN3080RT			FIN8130NF	FIN8250OF	FIN8605FE

						 14V-2,4KW
2.4519.160.0	2.4649.220.0		2.4729.010.0		2.9439.070.0	2.9619.080.0
FIN910FP	FIN1684JP		FIN173NO		FIN2360VA	FIN1866TL

1	Kit revisione pompa alimentazione	<i>Fuel pump repairing kit</i>	2.4519.169.0	FIN2910KFP
2	Alternatore fino a motore 8871	<i>Alternator up to engine 8871</i>	2.9439.030.0/10	FIN2650VA
3	Motorino d'avviamento Bosch 12V	<i>Starter engine Bosch 12V</i>	2.9619.180.0	FIN201TL
4	Massa filtrante	<i>Filtering element</i>	2.4249.120.5	FIN8131NF
5	Massa filtrante	<i>Filtering element</i>	2.4249.090.1	FIN8132NF
6				
7				
8				
9				
10				
11				
12				
13				
14				
15				

Ricambi non originali per motori. Denominazioni e codici originali, sono riportati a puro titolo di riferimento.


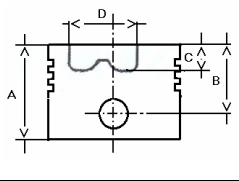

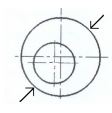
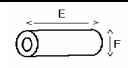
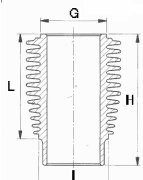
10 - 66



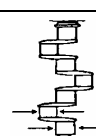


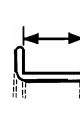


rel. 905

Non original engine parts. OEMs names and part numbers are for reference purpose only.

SAME

1054 L (039.00)	Cm³	CILINDRI CYLINDERS	ALESAGGIO BORE	CORSA STROKE	VERSIONE VERSION
	4155	4	105	120	2686 →

		TESTA HEAD	H17		13	2,5	TIPO TYPE	A	
					9	2,5			
	FIN416PN 0.038.1236.0		A	120	0.054.0052.6	FIN086RS00		G	122
			B	70				0.054.0053.6	FIN086RS05
		C	22,5	0.054.0054.6	FIN086RS10	0.039.1120.0	FIN047SL00		
		D	49						
		E	90						
		F	35						
	105	0.038.0060.6	FIN217PC00						
	105,5	0.038.0061.6	FIN217PC05						
	106	0.038.0062.6	FIN217PC10						

		Nr.						ADATTABILE A: SUITABLE FOR:	
---	---	------------	---	---	---	---	---	--------------------------------	---

CR	RP	4	67,95	71,74	27,00		STD - 025 - 050 075 - 100 - BAR	0.039.1225.0 + 0.039.1225.0	FIN815CR STD
----	----	---	-------	-------	-------	--	------------------------------------	--------------------------------	--------------

MB	RP	5	70,00	74,00	32,00		STD - 025 - 050 075 - 100 - BAR	0.029.1215.0/10 + 0.029.1215.0/10	FIN816MB STD
----	----	---	-------	-------	-------	--	------------------------------------	--------------------------------------	--------------

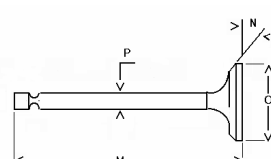



--	--	--	--	--	--	--	--	--	--

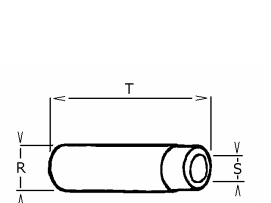



--	--	--	--	--	--	--	--	--	--

PB	BM	3	35,00	39,02	34,65		SEMIF.	0.002.4168.0	FIN110PB
----	----	---	-------	-------	-------	--	--------	--------------	----------

TWS	AL	2	77,70	91,90	2,36		STD - 010	0.001.4196.0 + 0.001.4197.0	FIN031TWS STD
-----	----	---	-------	-------	------	--	-----------	--------------------------------	---------------

--	--	--	--	--	--	--	--	--	--

	IN EX		Nr.	O	P	M	N		ADATTABILE A: SUITABLE FOR:									
									IN	FS	4	42	9	148	45°	A1	0.039.1420.0	FINA708
									EX	FN	4	39,8	9	148	45°	A1	0.039.1421.0	FINS457

	IN EX		Nr.	R	S	T		ADATTABILE A: SUITABLE FOR:								
								IN	G	4	16,05	9,05	88	F	0.037.1416.0	FIN313AA
								IN	G		16,10	9,05	88	F		FIN313AB
								EX	G	4	16,05	9,05	73	F	0.037.1417.0/10	FIN314SA
								EX	G		16,10	9,05	73	F		FIN314SB

Ricambi non originali per motori. Denominazioni e codici originali, sono riportati a puro titolo di riferimento.





11 - 66





rel. 905




Non original engine parts. OEMs names and part numbers are for reference purpose only.








SAME







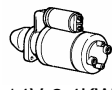
1054 L (039.00)	Cm³	CILINDRI <i>CYLINDERS</i>	ALESAGGIO <i>BORE</i>	CORSA <i>STROKE</i>	VERSIONE <i>VERSION</i>
	4155	4	105	120	2686 →

			
0.039.0050.6/10		2.1569.061.0/10	0.038.0058.6
FIN140CGA	FIN140CGB	FIN6267HG	FIN103SM

		 IN	 EX

Nr.	ENGINE KIT	
1		FIN047SL00
1		FIN217PC00
1		FIN103SM
0.039.0065.6		FIN2143KIT

 LV	 LD					
2.1519.009.0	2.1519.010.0			2.4249.110.2	2.4419.150.1	2.4319.060.1
FIN3081RT	FIN3080RT			FIN8130NF	FIN8250OF	FIN8605FE

						 14V-2,4KW
2.4519.160.0	2.4649.220.0		2.4729.010.0		2.9439.070.0	2.9619.080.0
FIN910FP	FIN1684JP		FIN173NO		FIN2360VA	FIN1866TL

1	Kit revisione pompa alimentazione	<i>Fuel pump repairing kit</i>	2.4519.169.0	FIN2910KFP
2	Alternatore fino a motore 8871	<i>Alternator up to engine 8871</i>	2.9439.030.0/10	FIN2650VA
3	Motorino d'avviamento Bosch 12V	<i>Starter engine Bosch 12V</i>	2.9619.180.0	FIN201TL
4	Massa filtrante	<i>Filtering element</i>	2.4249.120.5	FIN8131NF
5	Massa filtrante	<i>Filtering element</i>	2.4249.090.1	FIN8132NF
6				
7				
8				
9				
10				
11				
12				
13				
14				
15				

Ricambi non originali per motori. Denominazioni e codici originali, sono riportati a puro titolo di riferimento.


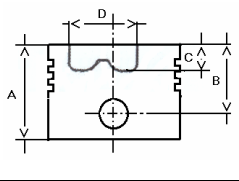

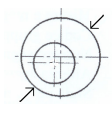
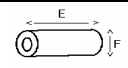

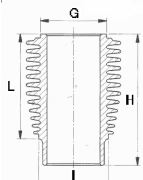
12 - 66









rel. 905

Non original engine parts. OEMs names and part numbers are for reference purpose only.

SAME

1054 P (044.00)	Cm³	CILINDRI <i>CYLINDERS</i>	ALESAGGIO <i>BORE</i>	CORSA <i>STROKE</i>	VERSIONE <i>VERSION</i>
	4155	4	105	120	

		TESTA HEAD	H18		13	2,5	TIPO TYPE	A	
					9	2,5			
	FIN416PN 0.038.1236.0		E 90 F 35		14	2,5		G	118,5
					23	5		H	217,5
	105	0.046.0060.6	FIN216PC00	0.054.0052.6	FIN086RS00			I	114
	105,5	0.046.0061.6	FIN216PC05	0.054.0053.6	FIN086RS05			L	152
	106	0.046.0062.6	FIN216PC10	0.054.0054.6	FIN086RS10		0.044.1120.0/10	FIN045SL00	

		Nr.						ADATTABILE A: SUITABLE FOR:	
---	---	------------	---	---	---	---	---	--------------------------------	---

CR	RP	4	67,95	71,74	27,00		STD - 025 - 050 075 - 100 - BAR	0.039.1225.0 + 0.039.1225.0	FIN815CR STD
----	----	---	-------	-------	-------	--	------------------------------------	--------------------------------	--------------

MB	RP	5	70,00	74,00	32,00		STD - 025 - 050 075 - 100 - BAR	0.029.1215.0/10 + 0.029.1215.0/10	FIN816MB STD
----	----	---	-------	-------	-------	--	------------------------------------	--------------------------------------	--------------

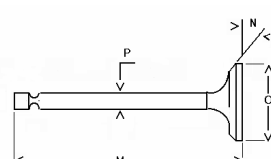



--	--	--	--	--	--	--	--	--	--

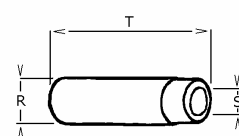



--	--	--	--	--	--	--	--	--	--

PB	BM	4	35,00	39,02	34,65		SEMIF.	0.002.4168.0	FIN110PB
----	----	---	-------	-------	-------	--	--------	--------------	----------

TWS	AL	2	77,70	91,90	2,36		STD - 010	0.001.4196.0 + 0.001.4197.0	FIN031TWS STD
-----	----	---	-------	-------	------	--	-----------	--------------------------------	---------------

--	--	--	--	--	--	--	--	--	--

	IN		Nr.	O	P	M	N		ADATTABILE A: SUITABLE FOR:								
	IN								FS	4	42	9	148	45°	A1	0.053.1420.0	FINA708
	EX								FN	4	39,8	9	148	45°	A1	0.039.1421.0	FINS457

	IN		Nr.	R	S	T		ADATTABILE A: SUITABLE FOR:							
	IN							G	4	16,05	9,05	88	F	0.037.1416.0	FIN313AA
	IN							G		16,10	9,05	88	F		FIN313AB
	EX							G	4	16,05	9,05	73	F	0.037.1417.0/10	FIN314SA
	EX							G		16,10	9,05	73	F		FIN314SB

Ricambi non originali per motori. Denominazioni e codici originali, sono riportati a puro titolo di riferimento.





13 - 66





rel. 905




Non original engine parts. OEMs names and part numbers are for reference purpose only.








SAME







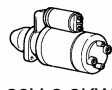
1054 P (044.00)	Cm³	CILINDRI <i>CYLINDERS</i>	ALESAGGIO <i>BORE</i>	CORSA <i>STROKE</i>	VERSIONE <i>VERSION</i>
	4155	4	105	120	

			
0.044.0050.6		2.1569.078.0/10	0.042.0057.6
FIN134CGA	FIN134CGB	FIN6266HG	FIN099SM

		 IN	 EX

Nr.	ENGINE KIT	
1		FIN045SL00
1		FIN216PC00
1		FIN099SM
0.073.0065.6		FIN2144KIT

 LV	 LD					
2.1519.009.0	2.1519.010.0			2.4249.170.6	0.044.1554.0	2.4319.060.1
FIN3081RT	FIN3080RT			FIN8101NF	FIN8225OF	FIN8605FE

						 28V-3,2KW
2.4519.230.0	2.4649.280.0	2.4629.150.8	2.4729.010.0	2.4629.150.7		2.9619.120.0
FIN930FP	FIN1651JP	FIN068E	FIN173NO	FIN012DV		FIN1865TL

1	Massa filtrante	<i>Filtering element</i>	2.4249.070.4	FIN8402NF
2	Massa filtrante	<i>Filtering element</i>	2.4249.060.8	FIN8403NF
3	Massa filtrante	<i>Filtering element</i>	2.4249.050.4	FIN8104NF
4	Pompa olio	<i>Oil pump</i>	0.044.1524.6	FIN044OP
5	Rotore pompa olio	<i>Oil pump rotor</i>	0.044.1524.3/10	FIN244PP
6	Motorino d'avviamento 12V	<i>Starter engine 12V</i>	2.9619.180.0	FIN201TL
7	Kit revisione pompa alimentazione	<i>Fuel pump repairing kit</i>	2.4519.239.0	FIN2930KFP
8				
9				
10				
11				
12				
13				
14				
15				

Ricambi non originali per motori. Denominazioni e codici originali, sono riportati a puro titolo di riferimento.


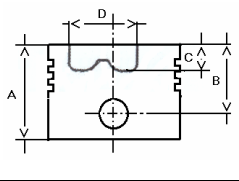

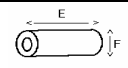

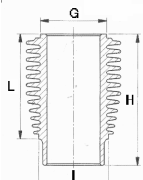

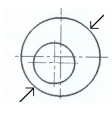
14 - 66










rel. 905

Non original engine parts. OEMs names and part numbers are for reference purpose only.

SAME

1054 PT (062.00)	Cm³	CILINDRI <i>CYLINDERS</i>	ALESAGGIO <i>BORE</i>	CORSA <i>STROKE</i>	VERSIONE <i>VERSION</i>
	4155	4	105	120	

		TESTA HEAD	H21		13	2,5	TIPO TYPE	A			
		A	119		14	2,5					
FIN416PN 0.038.1236.0		C	24		23	5		G	118,5		
		D	59,2						H	217,5	
		E	90						I	114	
		F	35							L	152
		105	0.052.0060.6/10			FIN218PC00	0.071.0052.6			FIN087RS00	
105,5	0.052.0061.6/10	FIN218PC05	0.071.0053.6	FIN087RS05							
106	0.052.0062.6/10	FIN218PC10	0.071.0054.6	FIN087RS10		0.044.1120.0/10					

		Nr.							ADATTABILE A: SUITABLE FOR:	
---	---	------------	---	---	---	---	---	--	--------------------------------	---

CR	RP	4	67,95	71,74	27,00			STD - 025 - 050 075 - 100 - BAR	0.062.1225.0 + 0.062.1225.0	FIN815CR STD
----	----	---	-------	-------	-------	--	--	------------------------------------	--------------------------------	--------------

MB	RP	5	70,00	74,00	32,00			STD - 025 - 050 075 - 100 - BAR	0.073.1215.0/10 + 0.073.1215.0/10	FIN816MB STD
----	----	---	-------	-------	-------	--	--	------------------------------------	--------------------------------------	--------------

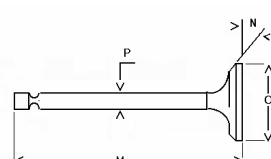



--	--	--	--	--	--	--	--	--	--	--

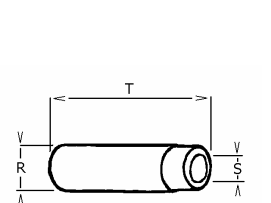



--	--	--	--	--	--	--	--	--	--	--

PB	BM	4	35,00	39,02	34,65			SEMIF.	0.002.4168.0	FIN110PB
----	----	---	-------	-------	-------	--	--	--------	--------------	----------

TWS	AL	2	77,70	91,90	2,36			STD - 010	0.042.1218.0 + 0.042.1219.0	FIN031TWS STD
-----	----	---	-------	-------	------	--	--	-----------	--------------------------------	---------------

--	--	--	--	--	--	--	--	--	--	--

	IN		Nr.	O	P	M	N		ADATTABILE A: SUITABLE FOR:				
	IN		FSN	4	44,4	8	148		30°		A1	0.062.1420.2/10	FINA783
	EX		FSN	4	42	8	148		45°		A1	0.071.1420.2	FINAS784

	IN		Nr.	R	S	T		ADATTABILE A: SUITABLE FOR:				
	IN		G	4	16,05	8,05		79		F	0.062.1416.0	FIN315AA
	IN		G		16,10	8,05		79		F		FIN315AB
	EX		G	4	16,05	8,05		79		F	0.062.1417.0	FIN316SA
	EX		G		16,10	8,05		79		F		FIN316SB

Ricambi non originali per motori. Denominazioni e codici originali, sono riportati a puro titolo di riferimento.





15 - 66





rel. 905




Non original engine parts. OEMs names and part numbers are for reference purpose only.








SAME







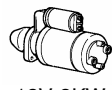
1054 PT (062.00)	Cm³	CILINDRI <i>CYLINDERS</i>	ALESAGGIO <i>BORE</i>	CORSA <i>STROKE</i>	VERSIONE <i>VERSION</i>
	4155	4	105	120	

			
0.062.0050.6		2.1569.078.0/10	0.062.0057.6
FIN136CGA	FIN136CGB	FIN6266HG	FIN100SM

			
		IN	EX

Nr.	ENGINE KIT	
1		FIN045SL00
1		FIN218PC00
1		FIN100SM
0.052.0065.6/30		FIN2042KIT

						
2.1519.009.0	2.1519.010.0	0.87335.51.0		2.4249.310.4	2.4419.340.0	2.4319.060.1
FIN3081RT	FIN3080RT	FIN8035AF		FIN8112NF	FIN8230OF	FIN8605FE

						
2.4519.230.0	2.4649.280.0	2.4629.150.8	2.4729.010.0	2.4629.150.7	28V-27A 2.9439.180.0	12V-3KW 2.9619.180.0
FIN930FP	FIN1651JP	FIN068E	FIN173NO	FIN012DV	FIN2300VA	FIN201TL

1	Kit revisione pompa alimentazione	<i>Fuel pump repairing kit</i>	2.4519.239.0	FIN2930KFP
2	Pompa olio	<i>Oil pump</i>	0.044.1524.6	FIN044OP
3	Rotore pompa olio	<i>Oil pump rotor</i>	0.044.1524.3/10	FIN244PP
4	Alternatore 14V-45A	<i>Alternator 14V-45A</i>	2.9439.200.0	FIN2315VA
5	Alternatore 14V-45A-W	<i>Alternator 14V-45A-W</i>	2.9439.230.0	FIN2310VA
6	Alternatore 14V-55A	<i>Alternator 14V-55A</i>	2.9439.240.0	FIN2285VA
7	Alternatore 14V-55A-W	<i>Alternator 14V-55A-W</i>	2.9439.220.0	FIN2288VA
8	Alternatore 14V-65A	<i>Alternator 14V-65A</i>	2.9439.250.0	FIN2290VA
9	Alternatore 28V-27A-W	<i>Alternator 28V-27A-W</i>	2.9439.260.0	FIN2305VA
10	Motorino d'avviamento 24V-3,2KW	<i>Starter engine 24V-3,2KW</i>	2.9619.250.0	FIN1868TL
11	Motorino d'avviamento 28V-3,2KW	<i>Starter engine 28V-3,2KW</i>	2.9619.120.0	FIN1865TL
12				
13				
14				
15				

Ricambi non originali per motori. Denominazioni e codici originali, sono riportati a puro titolo di riferimento.


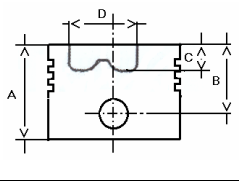

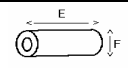
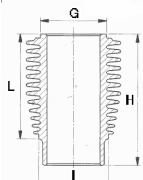
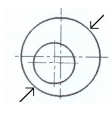
16 - 66



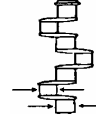


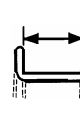


rel. 905

Non original engine parts. OEMs names and part numbers are for reference purpose only.

SAME

1055 P (042.00)	Cm³	CILINDRI <i>CYLINDERS</i>	ALESAGGIO <i>BORE</i>	CORSA <i>STROKE</i>	VERSIONE <i>VERSION</i>
	5195	5	105	120	

		TESTA HEAD	H18		13	2,5	TIPO TYPE	A	
		A	119		9	2,5			
		B	69		14	2,5			
		C	21,8		23	5			
		D	59,2						
FIN416PN		E	90				G	118,5	
0.038.1236.0		F	35				H	217,5	
								I	114
								L	152
	105	0.046.0060.6	FIN216PC00	0.054.0052.6	FIN086RS00	0.044.1120.0/10	FIN045SL00		
	105,5	0.046.0061.6	FIN216PC05	0.054.0053.6	FIN086RS05				
	106	0.046.0062.6	FIN216PC10	0.054.0054.6	FIN086RS10				

		Nr.						ADATTABILE A: SUITABLE FOR:	
---	---	------------	---	---	---	---	---	--------------------------------	---

CR	RP	5	67,95	71,74	27,00		STD - 025 - 050 075 - 100 - BAR	0.039.1225.0 + 0.039.1225.0	FIN815CR STD
----	----	---	-------	-------	-------	--	------------------------------------	--------------------------------	--------------

MB	RP	6	70,00	74,00	32,00		STD - 025 - 050 075 - 100 - BAR	0.029.1215.0/10 + 0.029.1215.0/10	FIN816MB STD
----	----	---	-------	-------	-------	--	------------------------------------	--------------------------------------	--------------

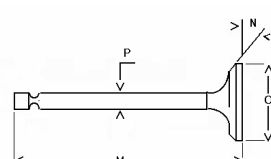



--	--	--	--	--	--	--	--	--	--

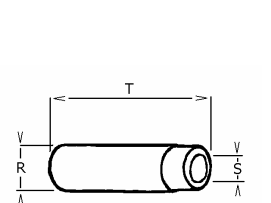



--	--	--	--	--	--	--	--	--	--

PB	BM	5	35,00	39,02	34,65		SEMIF.	0.002.4168.0	FIN110PB
----	----	---	-------	-------	-------	--	--------	--------------	----------

TWS	AL	2	77,70	91,90	2,36		STD - 010	0.001.4196.0 + 0.001.4197.0	FIN031TWS STD
-----	----	---	-------	-------	------	--	-----------	--------------------------------	---------------

--	--	--	--	--	--	--	--	--	--

	IN EX		Nr.	O	P	M	N		ADATTABILE A: SUITABLE FOR:				
	IN		FS	5	44	8	147,7		45°		A1	0.042.1420.2	FINA782
	EX		FSN	5	42	8	148		45°		A1	0.071.1420.2	FINAS784

	IN EX		Nr.	R	S	T		ADATTABILE A: SUITABLE FOR:				
	IN		G	5	16,05	8,05		79		F	0.062.1416.0	FIN315AA
	IN		G		16,10	8,05		79		F		FIN315AB
	EX		G	5	16,05	8,05		79		F	0.062.1417.0	FIN316SA
	EX		G		16,10	8,05		79		F		FIN316SB

Ricambi non originali per motori. Denominazioni e codici originali, sono riportati a puro titolo di riferimento.





17 - 66





rel. 905




Non original engine parts. OEMs names and part numbers are for reference purpose only.








SAME







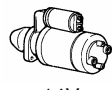
1055 P (042.00)	Cm³	CILINDRI <i>CYLINDERS</i>	ALESAGGIO <i>BORE</i>	CORSA <i>STROKE</i>	VERSIONE <i>VERSION</i>
	5195	5	105	120	

			
0.042.0050.6		2.1569.078.0/10	0.073.0057.6
FIN142CGA	FIN142CGB	FIN6266HG	FIN105SM

		 IN	 EX

Nr.	ENGINE KIT	
1		FIN045SL00
1		FIN216PC00
1		FIN105SM
		FIN2161KIT

 LV	 LD					
2.1519.009.0	2.1519.010.0			2.4249.310.4	0.041.1556.0	2.4319.060.1
FIN3081RT	FIN3080RT			FIN8112NF	FIN8608OF	FIN8605FE

					 14V-45A	 14V
2.4519.230.0	2.4629.150.0	2.4629.150.8	2.4729.010.0	2.4629.150.7	2.9439.200.0	2.9619.180.0
FIN930FP	FIN1652JP	FIN068E	FIN173NO	FIN012DV	FIN2315VA	FIN201TL

1	Kit revisione pompa alimentazione	<i>Fuel pump repairing kit</i>	2.4519.239.0	FIN2930KFP
2	Pompa olio	<i>Oil pump</i>	0.040.1524.6	FIN040OP
3	Rotore pompa olio	<i>Oil pump rotor</i>	0.040.1524.3/30	FIN240PP
4	Motorino d'avviamento da motore 2894	<i>Starter engine from engine 2894</i>	2.9619.230.0/10	FIN1869TL
5	Alternatore 14V-55A	<i>Alternator 14V-55A</i>	2.9439.240.0	FIN2285VA
6	Disco frizione	<i>Clutch plate</i>	0.159.5459.0/10	FIN4590CD
7				
8				
9				
10				
11				
12				
13				
14				
15				

Ricambi non originali per motori. Denominazioni e codici originali, sono riportati a puro titolo di riferimento.







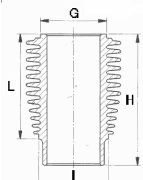
18 - 66









rel. 905

Non original engine parts. OEMs names and part numbers are for reference purpose only.

SAME

1056 L (040.00)	Cm³	CILINDRI <i>CYLINDERS</i>	ALESAGGIO <i>BORE</i>	CORSA <i>STROKE</i>	VERSIONE <i>VERSION</i>
	6234	6	105	120	

		TESTA HEAD	H17		13	2,5	TIPO TYPE	A		
					9	2,5				
	FIN416PN 0.038.1236.0		A	120		14	2,5		G	122
			B	70		23	5		H	223
			C	22,5					I	117
			D	49					L	158
			E	90					0.039.1120.0	
			F	35					FIN047SL00	
	105	0.038.0060.6	FIN217PC00		0.054.0052.6	FIN086RS00				
	105,5	0.038.0061.6	FIN217PC05		0.054.0053.6	FIN086RS05				
	106	0.038.0062.6	FIN217PC10		0.054.0054.6	FIN086RS10				

		Nr.						ADATTABILE A: SUITABLE FOR:	
---	---	------------	---	---	---	---	---	--------------------------------	---

CR	RP	6	67,95	71,74	27,00		STD - 025 - 050 075 - 100 - BAR	0.039.1225.0 + 0.039.1225.0	FIN815CR STD
----	----	---	-------	-------	-------	--	------------------------------------	--------------------------------	--------------

MB	RP	7	70,00	74,00	32,00		STD - 025 - 050 075 - 100 - BAR	0.029.1215.0/10 + 0.029.1215.0/10	FIN816MB STD
----	----	---	-------	-------	-------	--	------------------------------------	--------------------------------------	--------------

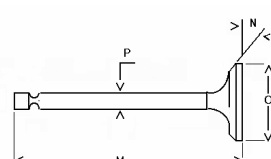



--	--	--	--	--	--	--	--	--	--

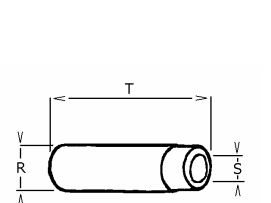



--	--	--	--	--	--	--	--	--	--

PB	BM	4	35,00	39,02	34,65		SEMIF.	0.002.4168.0	FIN110PB
----	----	---	-------	-------	-------	--	--------	--------------	----------

TWS	AL	2	77,70	91,90	2,36		STD - 010	0.042.1218.0 + 0.042.1219.0	FIN031TWS STD
-----	----	---	-------	-------	------	--	-----------	--------------------------------	---------------

--	--	--	--	--	--	--	--	--	--

	IN EX		Nr.	O	P	M	N		ADATTABILE A: SUITABLE FOR:									
									IN	FS	6	42	9	148	45°	A1	0.039.1420.0	FINA708
									EX	FN	6	39,8	9	148	45°	A1	0.039.1421.0	FINS457

	IN EX		Nr.	R	S	T		ADATTABILE A: SUITABLE FOR:								
								IN	G	6	16,05	9,05	88	F	0.037.1416.0	FIN313AA
								IN	G		16,10	9,05	88	F		FIN313AB
								EX	G	6	16,05	9,05	73	F	0.037.1417.0/10	FIN314SA
								EX	G		16,10	9,05	73	F		FIN314SB

Ricambi non originali per motori. Denominazioni e codici originali, sono riportati a puro titolo di riferimento.





19 - 66





rel. 905




Non original engine parts. OEMs names and part numbers are for reference purpose only.








SAME







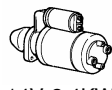
1056 L (040.00)	Cm³	CILINDRI CYLINDERS	ALESAGGIO BORE	CORSA STROKE	VERSIONE VERSION
	6234	6	105	120	

			
0.040.0050.6		2.1569.061.0/10	0.038.0058.6
FIN141CGA	FIN141CGB	FIN6267HG	FIN103SM

		 IN	 EX

Nr.	ENGINE KIT	
1		FIN047SL00
1		FIN217PC00
1		FIN103SM
	0.039.0065.6	FIN2143KIT

 LV	 LD					
2.1519.009.0	2.1519.010.0			2.4249.130.8	2.4419.170.1	2.4319.060.1
FIN3081RT	FIN3080RT			FIN8106NF	FIN8270OF	FIN8605FE

						 14V-2,4KW
2.4519.160.0					2.9439.070.0	2.9619.080.0
FIN910FP					FIN2360VA	FIN1866TL

1	Kit revisione pompa alimentazione	<i>Fuel pump repairing kit</i>	2.4519.169.0	FIN2910KFP
2	Massa filtrante	<i>Filtering element</i>	2.4249.130.9	FIN8405NF
3	Massa filtrante	<i>Filtering element</i>	2.4249.310.4	FIN8112NF
4	Cartuccia filtro combustibile	<i>Fuel filter cartridge</i>	2.4319.130.1	FIN8722FE
5				
6				
7				
8				
9				
10				
11				
12				
13				
14				
15				

Ricambi non originali per motori. Denominazioni e codici originali, sono riportati a puro titolo di riferimento.


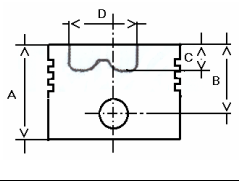

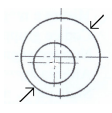
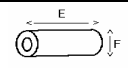
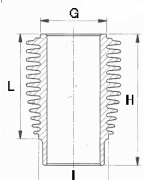
20 - 66









rel. 905

Non original engine parts. OEMs names and part numbers are for reference purpose only.

SAME

1056 P (046.00)	Cm³	CILINDRI <i>CYLINDERS</i>	ALESAGGIO <i>BORE</i>	CORSA <i>STROKE</i>	VERSIONE <i>VERSION</i>
	6234	6	105	120	

		TESTA HEAD	H18		13	2,5	TIPO TYPE	A	
		A	119		9	2,5			
	FIN416PN		E	90	14	2,5		G	118,5
	0.038.1236.0		F	35	23	5		H	217,5
	105	0.046.0060.6	FIN216PC00	0.073.0052.6	FIN086RS00		I	114	
	105,5	0.046.0061.6	FIN216PC05	0.073.0053.6	FIN086RS05		L	152	
	106	0.046.0062.6	FIN216PC10	0.073.0054.6	FIN086RS10		0.044.1120.0/10		FIN045SL00

		Nr.						ADATTABILE A: SUITABLE FOR:	
---	---	------------	---	---	---	---	---	--------------------------------	---

CR	RP	6	67,95	71,74	27,00		STD - 025 - 050 075 - 100 - BAR	0.039.1225.0 + 0.039.1225.0	FIN815CR STD
----	----	---	-------	-------	-------	--	------------------------------------	--------------------------------	--------------

MB	RP	7	70,00	74,00	32,00		STD - 025 - 050 075 - 100 - BAR	0.029.1215.0/10 + 0.029.1215.0/10	FIN816MB STD
----	----	---	-------	-------	-------	--	------------------------------------	--------------------------------------	--------------

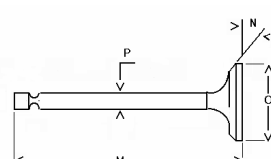



--	--	--	--	--	--	--	--	--	--

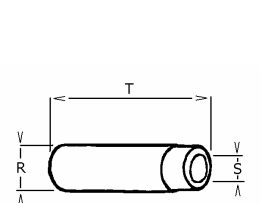



--	--	--	--	--	--	--	--	--	--

PB	BM	6	35,00	39,02	34,65		SEMIF.	0.002.4168.0	FIN110PB
----	----	---	-------	-------	-------	--	--------	--------------	----------

TWS	AL	2	77,70	91,90	2,36		STD - 010	0.001.4196.0 + 0.001.4197.0	FIN031TWS STD
-----	----	---	-------	-------	------	--	-----------	--------------------------------	---------------

--	--	--	--	--	--	--	--	--	--

	IN EX		Nr.	O	P	M	N		ADATTABILE A: SUITABLE FOR:			
	IN		FSN	6	44	8	148		45°	A1	0.062.1420.0/10	FINA968
	EX		FSN	6	42	8	148		45°	A1	0.071.1420.2	FINAS784

	IN EX		Nr.	R	S	T		ADATTABILE A: SUITABLE FOR:			
	IN		G	6	16,05	8,05		79	F	0.062.1416.0/10	FIN315AA
	IN		G		16,10	8,05		79	F		FIN315AB
	EX		G	6	16,05	8,05		79	F	0.062.1417.0/10	FIN316SA
	EX		G		16,10	8,05		79	F		FIN316SB

Ricambi non originali per motori. Denominazioni e codici originali, sono riportati a puro titolo di riferimento.





21 - 66





rel. 905




Non original engine parts. OEMs names and part numbers are for reference purpose only.








SAME







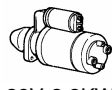
1056 P (046.00)	Cm³	CILINDRI <i>CYLINDERS</i>	ALESAGGIO <i>BORE</i>	CORSA <i>STROKE</i>	VERSIONE <i>VERSION</i>
	6234	6	105	120	

			
0.046.0050.6		2.1569.078.0/10	0.042.0057.6
FIN135CGA	FIN135CGB	FIN6266HG	FIN099SM

			
		IN	EX

Nr.	ENGINE KIT	
1		FIN045SL00
1		FIN216PC00
1		FIN099SM
0.073.0065.6		FIN2144KIT

						
LV	LD					
2.1519.009.0	2.1519.010.0			2.4249.060.8	0.041.1553.0	2.4319.060.1
FIN3081RT	FIN3080RT			FIN8403NF	FIN8230OF	FIN8605FE

						
						28V-3,2KW
2.4519.230.0	2.4639.060.0	2.4629.150.8	2.4729.010.0	2.4629.150.7		2.9619.120.0
FIN930FP	FIN1650JP	FIN068E	FIN173NO	FIN012DV		FIN1865TL

1	Massa filtrante	<i>Filtering element</i>	2.4249.130.9	FIN8405NF
2	Massa filtrante	<i>Filtering element</i>	2.4249.130.8	FIN8106NF
3	Pompa olio	<i>Oil pump</i>	0.040.1524.6	FIN040OP
4	Rotore pompa olio	<i>Oil pump rotor</i>	0.040.1524.3/30	FIN240PP
5	Motorino d'avviamento 12V	<i>Starter engine 12V</i>	2.9619.180.0	FIN201TL
6	Motorino d'avviamento 24V	<i>Starter engine 24V</i>	2.9619.250.0	FIN1868TL
7	Kit revisione pompa alimentazione	<i>Fuel pump repairing kit</i>	2.4519.239.0	FIN2930KFP
8				
9				
10				
11				
12				
13				
14				
15				

Ricambi non originali per motori. Denominazioni e codici originali, sono riportati a puro titolo di riferimento.


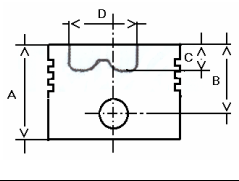

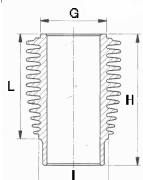

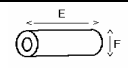

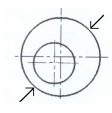
22 - 66



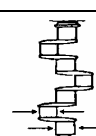





rel. 905

Non original engine parts. OEMs names and part numbers are for reference purpose only.

SAME

1056 PS	Cm³	CILINDRI CYLINDERS	ALESAGGIO BORE	CORSA STROKE	VERSIONE VERSION
	6234	6	105	120	

		TESTA HEAD	H21		13	2,5	TIPO TYPE	A	
		A	119		14	2,5			G
FIN416PN 0.038.1236.0		E	90		23	5	H		217,5
		D	59,2					I	114
	105	0.052.0060.6/10	FIN218PC00	0.071.0052.6		FIN087RS00	0.071.1120.0/50	L	152
	105,5	0.052.0061.6/10	FIN218PC05	0.071.0053.6	FIN087RS05	FIN1990SL00			
	106	0.052.0062.6/10	FIN218PC10	0.071.0054.6	FIN087RS10				

		Nr.						ADATTABILE A: SUITABLE FOR:	
---	---	------------	---	---	---	---	---	--------------------------------	---

CR	RP	6	67,95	71,74	27,00		STD - 025 - 050 075 - 100 - BAR	0.062.1225.0 + 0.062.1225.0	FIN815CR STD
----	----	---	-------	-------	-------	--	------------------------------------	--------------------------------	--------------

MB	RP	7	70,00	74,00	32,00		STD - 025 - 050 075 - 100 - BAR	0.073.1215.0/10 + 0.073.1215.0/10	FIN816MB STD
----	----	---	-------	-------	-------	--	------------------------------------	--------------------------------------	--------------

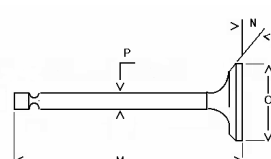



--	--	--	--	--	--	--	--	--	--

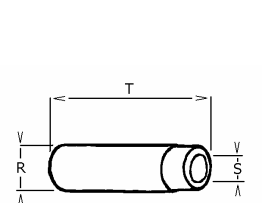



--	--	--	--	--	--	--	--	--	--

PB	BM	6	35,00	39,02	34,65		SEMIF.	0.002.4168.0	FIN110PB
----	----	---	-------	-------	-------	--	--------	--------------	----------

TWS	AL	2	77,70	91,90	2,36		STD - 010	0.042.1218.0 + 0.042.1219.0	FIN031TWS STD
-----	----	---	-------	-------	------	--	-----------	--------------------------------	---------------

--	--	--	--	--	--	--	--	--	--

	IN EX		Nr.	O	P	M	N		ADATTABILE A: SUITABLE FOR:			
	IN		FSN	6	42	8	148		45°	A1	0.071.1420.2	FINAS784
	EX		FSN	6	37	8	148		45°	A1	0.071.1421.2	FINS729

	IN EX		Nr.	R	S	T		ADATTABILE A: SUITABLE FOR:			
	IN		G	6	16,07	9,04		75	F	0.071.1416.0	FIN318ASA
	IN		G		16,12	9,04		75	F		FIN318ASB
	EX		G	6	16,06	9,05		75	F	0.071.1416.0	FIN318ASA
	EX		G		16,11	9,05		75	F		FIN318ASB

Ricambi non originali per motori. Denominazioni e codici originali, sono riportati a puro titolo di riferimento.





23 - 66





rel. 905




Non original engine parts. OEMs names and part numbers are for reference purpose only.








SAME







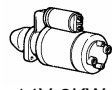
1056 PS	Cm³	CILINDRI CYLINDERS	ALESAGGIO BORE	CORSA STROKE	VERSIONE VERSION
	6234	6	105	120	

			
0.071.0050.6		2.1589.157.0	0.071.0057.6
FIN138CGA	FIN138CGB	FIN6289HG	FIN102SM

			
		IN	EX

Nr.	ENGINE KIT	
1		FIN1990SL00
1		FIN218PC00
1		FIN102SM
0.071.0065.6/20		FIN2164KIT

						
LV	LD					
2.1519.009.0	2.1519.010.0	0.87335.51.0		2.4249.310.4	0.052.1565.0	2.4319.180.0
FIN3081RT	FIN3080RT	FIN8035AF		FIN8112NF	FIN8240OF	FIN8245FE

						
					28V-27A	14V-3KW
2.4519.230.0	2.4639.090.0/10	2.4639.090.1	2.4729.090.0/10	2.4639.090.2	2.9439.180.0	2.9619.180.0
FIN930FP	FIN1655JP	FIN1685E	FIN173NO	FIN1686DV	FIN2300VA	FIN201TL

1	Kit revisione pompa alimentazione	<i>Fuel pump repairing kit</i>	2.4519.239.0	FIN2930KFP
2	Massa filtrante	<i>Filtering element</i>	2.4249.130.8	FIN8106NF
3	Motorino d'avviamento 24V-3,2KW	<i>Starter engine 24V-3,2KW</i>	2.9619.250.0	FIN1868TL
4	Motorino d'avviamento 28V-3,2KW	<i>Starter engine 28V-3,2KW</i>	2.9619.120.0	FIN1865TL
5	Alternatore 14V-55A	<i>Alternator 14V-55A</i>	2.9439.200.0	FIN2315VA
6	Alternatore 14V-55A	<i>Alternator 14V-55A</i>	2.9439.240.0	FIN2285VA
7	Alternatore 14V-65A	<i>Alternator 14V-65A</i>	2.9439.250.0	FIN2290VA
8	Alternatore 14V-45A-W	<i>Alternator 14V-45A-W</i>	2.9439.230.0	FIN2310VA
9	Alternatore 14V-35A	<i>Alternator 14V-35A</i>	2.9439.220.0	FIN2288VA
10	Alternatore 14V-65A-W	<i>Alternator 14V-65A-W</i>	2.9439.210.0	FIN2295VA
11	Alternatore 28V-27A-W	<i>Alternator 28V-27A-W</i>	2.9439.260.0	FIN2305VA
12				
13				
14				
15				

Ricambi non originali per motori. Denominazioni e codici originali, sono riportati a puro titolo di riferimento.


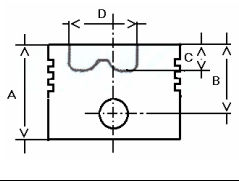

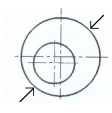
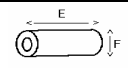

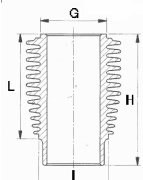
24 - 66



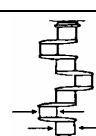





rel. 905

Non original engine parts. OEMs names and part numbers are for reference purpose only.

SAME

1056 PT (071.00)	Cm³	CILINDRI <i>CYLINDERS</i>	ALESAGGIO <i>BORE</i>	CORSA <i>STROKE</i>	VERSIONE <i>VERSION</i>
	6234	6	105	120	

		TESTA HEAD	H21		13	2,5	TIPO TYPE	A		
					14	2,5				
	FIN416PN 0.038.1236.0		A	119		23	5		G	118,5
	105		0.052.0060.6/10	FIN218PC00		0.071.0052.6	FIN087RS00		H	217,5
	105,5	0.052.0061.6/10	FIN218PC05	0.071.0053.6	FIN087RS05	I	114	L	152	
	106	0.052.0062.6/10	FIN218PC10	0.071.0054.6	FIN087RS10	0.044.1120.0/10		FIN045SL00		

		Nr.						ADATTABILE A: SUITABLE FOR:	
---	---	------------	---	---	---	---	---	--------------------------------	---

CR	RP	6	67,95	71,74	27,00		STD - 025 - 050 075 - 100 - BAR	0.062.1225.0 + 0.062.1225.0	FIN815CR STD
----	----	---	-------	-------	-------	--	------------------------------------	--------------------------------	--------------

MB	RP	7	70,00	74,00	32,00		STD - 025 - 050 075 - 100 - BAR	0.073.1215.0/10 + 0.073.1215.0/10	FIN816MB STD
----	----	---	-------	-------	-------	--	------------------------------------	--------------------------------------	--------------

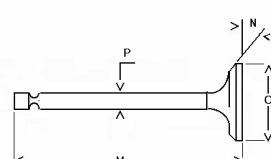



--	--	--	--	--	--	--	--	--	--

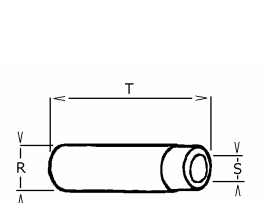



--	--	--	--	--	--	--	--	--	--

PB	BM	6	35,00	39,02	34,65		SEMIF.	0.002.4168.0	FIN110PB
----	----	---	-------	-------	-------	--	--------	--------------	----------

TWS	AL	2	77,70	91,90	2,36		STD - 010	0.042.1218.0 + 0.042.1219.0	FIN031TWS STD
-----	----	---	-------	-------	------	--	-----------	--------------------------------	---------------

--	--	--	--	--	--	--	--	--	--

	IN		Nr.	O	P	M	N		ADATTABILE A: SUITABLE FOR:								
	EX								FS	6	42	9	148	45°	A1	0.052.1420.0	FINA395
	EX								FN	6	37	9	148	45°	A1	0.052.1421.0	FINS967

	IN		Nr.	R	S	T		ADATTABILE A: SUITABLE FOR:							
	IN							G	6	16,06	9,05	75	F	0.052.1416.0	FIN319ASA
	IN							G		16,11	9,05	75	F		FIN319ASB
	EX							G	6	16,06	9,05	75	F	0.052.1416.0	FIN319ASA
	EX							G		16,11	9,05	75	F		FIN319ASB

Ricambi non originali per motori. Denominazioni e codici originali, sono riportati a puro titolo di riferimento.





25 - 66





rel. 905




Non original engine parts. OEMs names and part numbers are for reference purpose only.








SAME







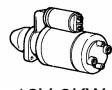
1056 PT (071.00)	Cm³	CILINDRI <i>CYLINDERS</i>	ALESAGGIO <i>BORE</i>	CORSA <i>STROKE</i>	VERSIONE <i>VERSION</i>
	6234	6	105	120	

			
0.052.0050.6		2.1569.078.0/10	0.062.0057.6
FIN137CGA	FIN137CGB	FIN6266HG	FIN100SM

			
		IN	EX

Nr.	ENGINE KIT	
1		FIN045SL00
1		FIN218PC00
1		FIN100SM
0.052.0065.6/30		FIN2042KIT

						
2.1519.009.0	2.1519.010.0	0.87335.51.0		2.4249.310.4	0.052.1565.0	2.4319.060.1
FIN3081RT	FIN3080RT	FIN8035AF		FIN8112NF	FIN8240OF	FIN8605FE

						
2.4519.230.0	2.4639.090.0/10	2.4639.090.1	2.4729.010.0	2.4639.090.2	28V-27A 2.9439.180.0	12V-3KW 2.9619.180.0
FIN930FP	FIN1655JP	FIN1685E	FIN173NO	FIN1686DV	FIN2300VA	FIN201TL

1	Kit revisione pompa alimentazione	<i>Fuel pump repairing kit</i>	2.4519.239.0	FIN2930KFP
2	Pompa olio	<i>Oil pump</i>	0.040.1524.6	FIN040OP
3	Rotore pompa olio	<i>Oil pump rotor</i>	0.040.1524.3/30	FIN240PP
4	Motorino d'avviamento 24V-3,2KW	<i>Starter engine 24V-3,2KW</i>	2.9619.250.0	FIN1868TL
5	Motorino d'avviamento 28V-3,2KW	<i>Starter engine 28V-3,2KW</i>	2.9619.120.0	FIN1865TL
6	Alternatore 12V	<i>Alternator 12V</i>	2.9439.090.0	FIN2365VA
7	Alternatore 14V-45A	<i>Alternator 14V-45A</i>	2.9439.200.0	FIN2315VA
8	Alternatore 14V-55A	<i>Alternator 14V-55A</i>	2.9439.200.0	FIN2315VA
9	Alternatore 14V-55A	<i>Alternator 14V-55A</i>	2.9439.240.0	FIN2285VA
10	Alternatore 14V-65A	<i>Alternator 14V-65A</i>	2.9439.250.0	FIN2290VA
11	Alternatore 14V-45A-W	<i>Alternator 14V-45A-W</i>	2.9439.230.0	FIN2310VA
12	Alternatore 14V-55A-W	<i>Alternator 14V-55A-W</i>	2.9439.220.0	FIN2288VA
13	Alternatore 14V-65A-W	<i>Alternator 14V-65A-W</i>	2.9439.210.0	FIN2295VA
14	Alternatore 28V-27A-W	<i>Alternator 28V-27A-W</i>	2.9439.260.0/10	FIN2305VA
15				

Ricambi non originali per motori. Denominazioni e codici originali, sono riportati a puro titolo di riferimento.


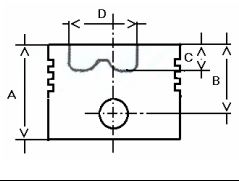

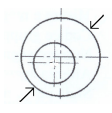
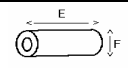
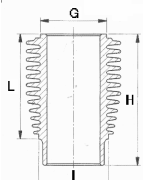
26 - 66









rel. 905

Non original engine parts. OEMs names and part numbers are for reference purpose only.

SAME

1056 PTI	Cm³	CILINDRI CYLINDERS	ALESAGGIO BORE	CORSA STROKE	VERSIONE VERSION
	6234	6	105	120	

		TESTA HEAD	H21		13	2,5	TIPO TYPE	A	
					14	2,5			
	FIN416PN 0.038.1236.0		A	119	0.071.0052.6	FIN087RS00		G	124,5
			B	69				0.071.0053.6	FIN087RS05
			C	24	0.071.0054.6	FIN087RS10	I		
			D	59,2			0.071.1120.0/50	FIN1990SL00	L
			E	90					
			F	35					
	105	0.052.0060.6/10	FIN218PC00						
	105,5	0.052.0061.6/10	FIN218PC05						
	106	0.052.0062.6/10	FIN218PC10						

		Nr.						ADATTABILE A: SUITABLE FOR:	
---	---	------------	---	---	---	---	---	--------------------------------	---

CR	RP	6	67,95	71,74	27,00		STD - 025 - 050 075 - 100 - BAR	0.062.1225.0 + 0.062.1225.0	FIN815CR STD
----	----	---	-------	-------	-------	--	------------------------------------	--------------------------------	--------------

MB	RP	7	70,00	74,00	32,00		STD - 025 - 050 075 - 100 - BAR	0.073.1215.0/10 + 0.073.1215.0/10	FIN816MB STD
----	----	---	-------	-------	-------	--	------------------------------------	--------------------------------------	--------------

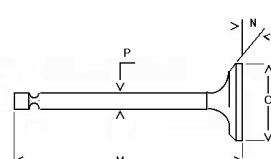



--	--	--	--	--	--	--	--	--	--

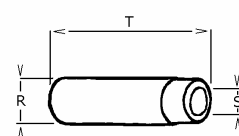



--	--	--	--	--	--	--	--	--	--

PB	BM	6	35,00	39,02	34,65		SEMIF.	0.002.4168.0	FIN110PB
----	----	---	-------	-------	-------	--	--------	--------------	----------

TWS	AL	2	77,70	91,90	2,36		STD - 010	0.001.4196.0 + 0.001.4197.0	FIN031TWS STD
-----	----	---	-------	-------	------	--	-----------	--------------------------------	---------------

--	--	--	--	--	--	--	--	--	--

	IN EX		Nr.	O	P	M	N		ADATTABILE A: SUITABLE FOR:									
									IN	FSN	6	42	8	148	45°	A1	0.071.1420.2	FINAS784
									EX	FSN	6	37	8	148	45°	A1	0.071.1421.2	FINS729

	IN EX		Nr.	R	S	T		ADATTABILE A: SUITABLE FOR:								
								IN	G	6	16,07	9,04	75	F	0.071.1416.0	FIN318ASA
								IN	G		16,12	9,04	75	F		FIN318ASB
								EX	G	6	16,06	9,05	75	F	0.071.1416.0	FIN318ASA
								EX	G		16,11	9,05	75	F		FIN318ASB

Ricambi non originali per motori. Denominazioni e codici originali, sono riportati a puro titolo di riferimento.





27 - 66





rel. 905




Non original engine parts. OEMs names and part numbers are for reference purpose only.








SAME







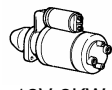
1056 PTI	Cm³	CILINDRI CYLINDERS	ALESAGGIO BORE	CORSA STROKE	VERSIONE VERSION
	6234	6	105	120	

			
0.071.0050.6		2.1589.157.0	0.071.0057.6
FIN138CGA	FIN138CGB	FIN6289HG	FIN102SM

			
		IN	EX

Nr.	ENGINE KIT	
1		FIN1990SL00
1		FIN218PC00
1		FIN102SM
0.071.0065.6/20		FIN2164KIT

						
2.1519.009.0	2.1519.010.0	0.87335.51.0		2.4249.310.4	0.052.1565.0	2.4319.060.1
FIN3081RT	FIN3080RT	FIN8035AF		FIN8112NF	FIN8240OF	FIN8605FE

						
2.4519.230.0	2.4639.090.0/10	2.4639.090.1	2.4729.010.0	2.4639.090.2	28V-27A 2.9439.180.0	12V-3KW 2.9619.180.0
FIN930FP	FIN1655JP	FIN1685E	FIN173NO	FIN1686DV	FIN2300VA	FIN201TL

1	Kit revisione pompa alimentazione	<i>Fuel pump repairing kit</i>	2.4519.239.0	FIN2930KFP
2	Motorino d'avviamento 24V-3,2KW	<i>Starter engine 24V-3,2KW</i>	2.9619.250.0	FIN1868TL
3	Motorino d'avviamento 28V-3,2KW	<i>Starter engine 28V-3,2KW</i>	2.9619.120.0	FIN1865TL
4	Alternatore 14V-45A	<i>Alternator 14V-45A</i>	2.9439.200.0	FIN2315VA
5	Alternatore 14V-55A	<i>Alternator 14V-55A</i>	2.9439.240.0	FIN2285VA
6	Alternatore 14V-65A	<i>Alternator 14V-65A</i>	2.9439.250.0	FIN2290VA
7	Alternatore 14V-45A-W	<i>Alternator 14V-45A-W</i>	2.9439.230.0	FIN2310VA
8	Alternatore 14V-55A-W	<i>Alternator 14V-55A-W</i>	2.9439.220.0	FIN2288VA
9	Alternatore 14V-65A-W	<i>Alternator 14V-65A-W</i>	2.9439.210.0	FIN2295VA
10	Alternatore 28V-27A-W	<i>Alternator 28V-27A-W</i>	2.9439.260.0/10	FIN2305VA
11				
12				
13				
14				
15				

Ricambi non originali per motori. Denominazioni e codici originali, sono riportati a puro titolo di riferimento.

28 - 66

rel. 905

Non original engine parts. OEMs names and part numbers are for reference purpose only.



Via Aldo Moro, 9 - 10080 Oglianico (TO) - Italy

Tel. +39 0124 470670 - Fax +39 0124 470686

E-mail: info@finimpianti.it - <http://www.finimpianti.it>

www.finimpianti.it