



Quality Parts

GRUPPO 98

62

98 FAMILY

RICAMBI ALTERNATIVI PER

MOTORI SAME SLH

NON ORIGINAL PARTS FOR

SAME SLH ENGINES

REL 905

Questo catalogo contiene dati ed informazioni provenienti dalla pluriennale esperienza di Finimpianti. Tuttavia non possiamo assumere alcuna responsabilità per eventuali dati errati od incompleti.

Tutti i dati e le informazioni contenute nel presente catalogo sono fornite a puro scopo informativo e senza responsabilità e non potranno dare adito ad alcuna forma di risarcimento.

Visto il continuo sviluppo dei nostri prodotti, Finimpianti si riserva il diritto di apportare modifiche senza preavviso.

Denominazioni, numeri e codici originali sono riportati a puro titolo di riferimento.

All the information and data contained in this catalogue came from the long Finimpianti experience. Nevertheless we can not assume any responsibility for possible mistakes.

All the information and data contained in this catalogue are provide "as is" without any representation or warranty express or implied. Under no circumstances whatsoever shall Finimpianti be liable for any damages whatsoever arising out of the use of the information and data contained in this catalogue.

Finimpianti does not warrant the accuracy or completeness of the materials and content contained in this catalogue and reserves the right to correct any errors or omissions at any time without notice and without obligation to the users of this catalogue.

OEM names, codes and part numbers, used in this catalogue, are for reference only.

**GRUPPO 98
SAME
98 FAMILY**

1	PANTHER 88 (041.00)	
3	982 L (034.00)	
5	983 L (035.00)	
7	983 P (053.00)	
9	984 L (036.00)	3272 ←
11	984 L (036.00)	3273 →
13	984 P (045.00)	
15	986 L (037.00)	2218 ←
17	986 L (037.00)	2219 →
19	986 P	

Questo catalogo contiene dati ed informazioni provenienti dalla pluriennale esperienza di Finimpianti. Tuttavia non possiamo assumere alcuna responsabilità per eventuali dati errati od incompleti.

Tutti i dati e le informazioni contenute nel presente catalogo sono fornite a puro scopo informativo e senza responsabilità e non potranno dare adito ad alcuna forma di risarcimento.

Visto il continuo sviluppo dei nostri prodotti, Finimpianti si riserva il diritto di apportare modifiche senza preavviso.

Denominazioni, numeri e codici originali sono riportati a puro titolo di riferimento.

All the information and data contained in this catalogue came from the long Finimpianti experience. Nevertheless we can not assume any responsibility for possible mistakes.


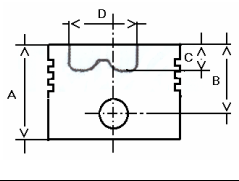

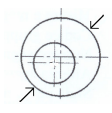
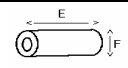
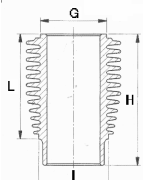
All the information and data contained in this catalogue are provide "as is" without any representation or warranty express or implied. Under no circumstances whatsoever shall Finimpianti be liable for any damages whatsoever arising out of the use of the information and data contained in this catalogue.



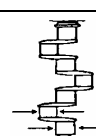





Finimpianti does not warrant the accuracy or completeness of the materials and content contained in this catalogue and reserves the right to correct any errors or omissions at any time without notice and without obligation to the users of this catalogue.

OEM names, codes and part numbers, used in this catalogue, are for reference only.

SAME

PANTHER 88 (041.00)	Cm³	CILINDRI <i>CYLINDERS</i>	ALESAGGIO <i>BORE</i>	CORSA <i>STROKE</i>	VERSIONE <i>VERSION</i>
	4526	5	98	120	

		TESTA HEAD	H17		13	2,5	TIPO TYPE	A	
					9	2,5			
	FIN411PN 0.002.4167.0		A	120	0.034.0052.6	FIN081RS00		G	115
			B	70				H	223
			C	22,5	0.034.0053.6	FIN081RS05		I	117
			D	46,5	0.034.0054.6	FIN081RS10		L	158
			E	80			0.036.1120.0	FIN039SL00	
			F	35					
	98	0.041.0060.6	FIN210PC00						
	98,5	0.041.0061.6	FIN210PC05						
	99	0.041.0062.6	FIN210PC10						

		Nr.						ADATTABILE A: SUITABLE FOR:	
---	---	------------	---	---	---	---	---	--	---

CR	RP	5	67,95	71,74	27,00		STD - 025 - 050 075 - 100 - BAR	0.039.1225.0 + 0.039.1225.0	FIN815CR STD
----	----	---	-------	-------	-------	--	------------------------------------	--------------------------------	--------------

MB	RP	6	70,00	74,00	32,00		STD - 025 - 050 075 - 100 - BAR	0.029.1215.0/10 + 0.029.1215.0/10	FIN816MB STD
----	----	---	-------	-------	-------	--	------------------------------------	--------------------------------------	--------------

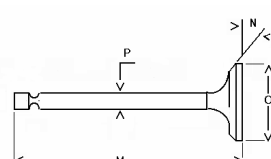



--	--	--	--	--	--	--	--	--	--

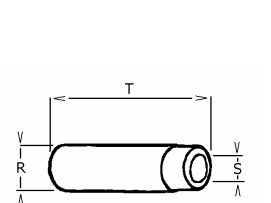



--	--	--	--	--	--	--	--	--	--

PB	BM	5	35,00	39,02	34,65		SEMIF.	0.002.4168.0	FIN110PB
----	----	---	-------	-------	-------	--	--------	--------------	----------

TWS	AL	2	77,70	91,90	2,36		STD - 010	0.001.4196.0 + 0.001.4197.0	FIN031TWS STD
-----	----	---	-------	-------	------	--	-----------	--------------------------------	---------------

--	--	--	--	--	--	--	--	--	--

	IN		Nr.	O	P	M	N		ADATTABILE A: SUITABLE FOR:								
	IN								FS	5	42	9	148	45°	A1	0.039.1420.0	FINA708
	EX								FN	5	39,8	9	148	45°	A1	0.039.1421.0	FINS457

	IN		Nr.	R	S	T		ADATTABILE A: SUITABLE FOR:							
	IN							G	5	16,05	9,05	88	F	0.037.1416.0	FIN313AA
	IN							G		16,10	9,05	88	F		FIN313AB
	EX							G	5	16,05	9,05	73	F	0.037.1417.0/10	FIN314SA
	EX							G		16,10	9,05	73	F		FIN314SB

Ricambi non originali per motori. Denominazioni e codici originali, sono riportati a puro titolo di riferimento.





1 - 62





rel. 905




Non original engine parts. OEMs names and part numbers are for reference purpose only.








SAME







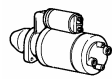
PANTHER 88 (041.00)	Cm³	CILINDRI <i>CYLINDERS</i>	ALESAGGIO <i>BORE</i>	CORSA <i>STROKE</i>	VERSIONE <i>VERSION</i>
	4526	5	98	120	

			
0.041.0050.6/10		2.1569.056.0/10	0.041.0058.6
FIN126CGA	FIN126CGB	FIN6262HG	FIN095SM

		 IN	 EX

Nr.	ENGINE KIT	
1		FIN039SL00
1		FIN210PC00
1		FIN095SM
0.041.0065.6		FIN2139KIT


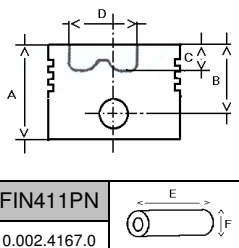

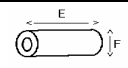
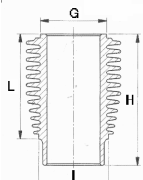
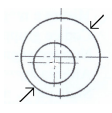
 LV	 LD					
2.1519.009.0	2.1519.010.0			2.4249.060.8	0.041.1553.0	2.4319.060.1
FIN3081RT	FIN3080RT			FIN8403NF	FIN8230OF	FIN8605FE



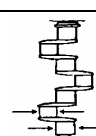





						
2.4519.150.0		2.4629.150.8	2.4729.010.0	2.4629.150.7	2.9439.070.0	2.9619.110.0
FIN911FP		FIN068E	FIN173NO	FIN012DV	FIN2360VA	FIN1870TL

1	Rotore pompa olio	<i>Oil pump rotor</i>	0.040.1524.3/30	FIN240PP
2	Kit revisione pompa alimentazione	<i>Fuel pump repairing kit</i>	2.4519.159.0	FIN2911KFP
3	Massa filtrante	<i>Filtering element</i>	2.4249.070.4	FIN8402NF
4				
5				
6				
7				
8				
9				
10				
11				
12				
13				
14				
15				

SAME

982 L (034.00)	Cm³	CILINDRI <i>CYLINDERS</i>	ALESAGGIO <i>BORE</i>	CORSA <i>STROKE</i>	VERSIONE <i>VERSION</i>
	1810	2	98	120	

		TESTA HEAD	H02		13	2,5	TIPO TYPE	A		
		A	120		9	2,5				
		B	70		14	2,5				
		C	22,6		23	5				
		D	55							
		E	80							
FIN411PN		F	35					G	115	
0.002.4167.0								H	223	
								I	117	
	98	0.036.0060.6	FIN209PC00	0.034.0052.6	FIN081RS00		L	158		
	98,5	0.036.0061.6	FIN209PC05	0.034.0053.6	FIN081RS05		0.036.1120.0		FIN039SL00	
	99	0.036.0062.6	FIN209PC10	0.034.0054.6	FIN081RS10					

		Nr.						ADATTABILE A: SUITABLE FOR:	
---	---	------------	---	---	---	---	---	--------------------------------	---

CR	RP	2	67,95	71,74	27,00		STD - 025 - 050 075 - 100 - BAR	0.039.1225.0 + 0.039.1225.0	FIN815CR STD
----	----	---	-------	-------	-------	--	------------------------------------	--------------------------------	--------------

MB	RP	3	70,00	74,72	32,00		STD - 025 - 050 075 - 100 - BAR	0.029.1215.0/10 + 0.029.1215.0/10	FIN816MB STD
----	----	---	-------	-------	-------	--	------------------------------------	--------------------------------------	--------------

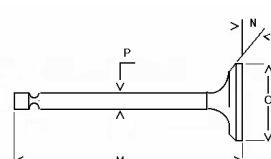



--	--	--	--	--	--	--	--	--	--

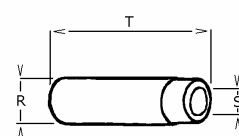



--	--	--	--	--	--	--	--	--	--

PB	BM	2	35,00	39,02	34,65		SEMIF.	0.002.4168.0	FIN110PB
----	----	---	-------	-------	-------	--	--------	--------------	----------

TWS	AL	2	77,70	91,90	2,36		STD - 010	0.001.4196.0 + 0.001.4197.0	FIN031TWS STD
-----	----	---	-------	-------	------	--	-----------	--------------------------------	---------------

--	--	--	--	--	--	--	--	--	--

	IN EX		Nr.	O	P	M	N		ADATTABILE A: SUITABLE FOR:			
	IN		FS	2	42	9	148		45°	A1	0.039.1420.0	FINA708
	EX		FN	2	39,8	9	148		45°	A1	0.039.1421.0	FINS457

	IN EX		Nr.	R	S	T		ADATTABILE A: SUITABLE FOR:			
	IN		G	2	16,05	9,05		88	F	0.037.1416.0	FIN313AA
	IN		G		16,10	9,05		88	F		FIN313AB
	EX		G	2	16,05	9,05		73	F	0.037.1417.0/10	FIN314SA
	EX		G		16,10	9,05		73	F		FIN314SB

Ricambi non originali per motori. Denominazioni e codici originali, sono riportati a puro titolo di riferimento.





3 - 62





rel. 905




Non original engine parts. OEMs names and part numbers are for reference purpose only.








SAME







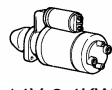
982 L (034.00)	Cm³	CILINDRI CYLINDERS	ALESAGGIO BORE	CORSA STROKE	VERSIONE VERSION
	1810	2	98	120	

			
0.034.0050.6/10		2.1569.056.0/10	0.034.0057.6
FIN122CGA	FIN122CGB	FIN6262HG	FIN094SM

		 IN	 EX

Nr.	ENGINE KIT	
1		FIN039SL00
1		FIN209PC00
1		FIN094SM
0.036.0065.6/20		FIN2138KIT


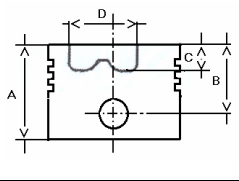

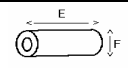

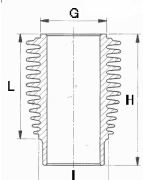
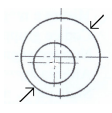
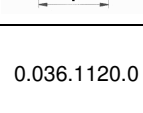
 LV	 LD					
2.1519.009.0	2.1519.010.0				2.4419.140.1	2.4319.060.1
FIN3081RT	FIN3080RT				FIN8235FE	FIN8605FE



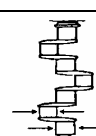





						 14V-2,4KW
	2.4629.150.0	2.4629.150.8	2.4729.010.0	2.4629.150.7	2.9439.170.0	2.9619.080.0
	FIN1652JP	FIN068E	FIN173NO	FIN012DV	FIN2380VA	FIN1866TL

1						
2						
3						
4						
5						
6						
7						
8						
9						
10						
11						
12						
13						
14						
15						

SAME

983 L (035.00)	Cm³	CILINDRI <i>CYLINDERS</i>	ALESAGGIO <i>BORE</i>	CORSA <i>STROKE</i>	VERSIONE <i>VERSION</i>
	2715	3	98	120	

		TESTA HEAD	H02		13	2,5	TIPO TYPE	A	
		A	120		9	2,5			
	FIN411PN	E	80		14	2,5		G	115
	0.002.4167.0	F	35		23	5		H	223
	98	0.036.0060.6	FIN209PC00	0.034.0052.6	FIN081RS00		I	117	
	98,5	0.036.0061.6	FIN209PC05	0.034.0053.6	FIN081RS05		L	158	
	99	0.036.0062.6	FIN209PC10	0.034.0054.6	FIN081RS10		0.036.1120.0		FIN039SL00

		Nr.						ADATTABILE A: SUITABLE FOR:	
---	---	------------	---	---	---	---	---	--------------------------------	---

CR	RP	3	67,95	71,74	27,00		STD - 025 - 050 075 - 100 - BAR	0.039.1225.0 + 0.039.1225.0	FIN815CR STD
----	----	---	-------	-------	-------	--	------------------------------------	--------------------------------	--------------

MB	RP	4	70,00	74,00	32,00		STD - 025 - 050 075 - 100 - BAR	0.029.1215.0/10 + 0.029.1215.0/10	FIN816MB STD
----	----	---	-------	-------	-------	--	------------------------------------	--------------------------------------	--------------

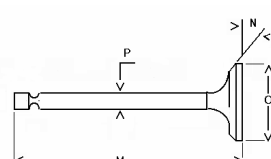



--	--	--	--	--	--	--	--	--	--

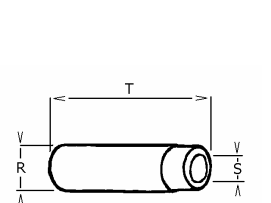



--	--	--	--	--	--	--	--	--	--

PB	BM	3	35,00	39,02	34,65		SEMIF.	0.002.4168.0	FIN110PB
----	----	---	-------	-------	-------	--	--------	--------------	----------

TWS	AL	2	77,70	91,90	2,36		STD - 010	0.001.4196.0 + 0.001.4197.0	FIN031TWS STD
-----	----	---	-------	-------	------	--	-----------	--------------------------------	---------------

--	--	--	--	--	--	--	--	--	--

	IN EX		Nr.	O	P	M	N		ADATTABILE A: SUITABLE FOR:			
	IN		FS	3	42	9	148		45°	A1	0.039.1420.0	FINA708
	EX		FN	3	39,8	9	148		45°	A1	0.039.1421.0	FINS457

	IN EX		Nr.	R	S	T		ADATTABILE A: SUITABLE FOR:			
	IN		G	3	16,05	9,05		88	F	0.037.1416.0	FIN313AA
	IN		G		16,10	9,05		88	F		FIN313AB
	EX		G	3	16,05	9,05		73	F	0.037.1417.0/10	FIN314SA
	EX		G		16,10	9,05		73	F		FIN314SB

Ricambi non originali per motori. Denominazioni e codici originali, sono riportati a puro titolo di riferimento.





5 - 62





rel. 905




Non original engine parts. OEMs names and part numbers are for reference purpose only.








SAME







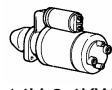
983 L (035.00)	Cm³	CILINDRI <i>CYLINDERS</i>	ALESAGGIO <i>BORE</i>	CORSA <i>STROKE</i>	VERSIONE <i>VERSION</i>
	2715	3	98	120	

			
0..035.0050.6/10		2.1569.056.0/10	0.034.0057.6
FIN123CGA	FIN123CGB	FIN6262HG	FIN094SM

		 IN	 EX

Nr.	ENGINE KIT	
1		FIN039SL00
1		FIN209PC00
1		FIN094SM
0.036.0065.6/20		FIN2138KIT


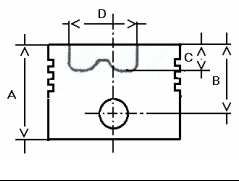

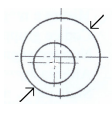
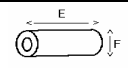

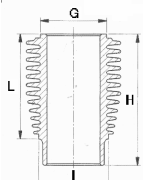
 LV	 LD					
2.1519.009.0	2.1519.010.0			2.4249.170.6	2.4419.150.1	2.4319.060.1
FIN3081RT	FIN3080RT			FIN8101NF	FIN8250OF	FIN8605FE



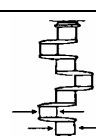





						 14V-2,4KW
0.003.8319.6	2.4639.060.0	2.4629.150.8	2.4729.010.0	2.4629.150.7	2.9439.170.0	2.9619.080.0
FIN910FP	FIN1650JP	FIN068E	FIN173NO	FIN012DV	FIN2380VA	FIN1866TL

1	Alternatore fino a motore 1150	<i>Alternator up to engine 1150</i>	2.9439.070.0	FIN2360VA
2	Kit revisione pompa alimentazione	<i>Fuel pump repairing kit</i>	2.4519.169.0	FIN2910KFP
3				
4				
5				
6				
7				
8				
9				
10				
11				
12				
13				
14				
15				

SAME

983 P (053.00)	Cm³	CILINDRI <i>CYLINDERS</i>	ALESAGGIO <i>BORE</i>	CORSA <i>STROKE</i>	VERSIONE <i>VERSION</i>
	2715	3	98	120	

		TESTA HEAD	H07		13	2,5	TIPO TYPE	A		
					9	2,5				
	FIN411PN 0.002.4167.0		A	119		14	2,5		G	118,5
			B	69		23	5		H	217,5
			C	21,6					I	114
			D	51,4					L	152
			E	80					0.045.1120.0/10 FIN040SL00	
			F	35						
	98	0.053.0060.6	FIN211PC00		0.053.0052.6	FIN081RS00				
	98,5	0.053.0061.6	FIN211PC05		0.053.0053.6	FIN081RS05				
	99	0.053.0062.6	FIN211PC10		0.053.0054.6	FIN081RS10				

		Nr.						ADATTABILE A: SUITABLE FOR:	
---	---	------------	---	---	---	---	---	--------------------------------	---

CR	RP	3	67,95	71,74	27,00		STD - 025 - 050 075 - 100 - BAR	0.039.1225.0 + 0.039.1225.0	FIN815CR STD
----	----	---	-------	-------	-------	--	------------------------------------	--------------------------------	---------------------

MB	RP	4	70,00	74,00	32,00		STD - 025 - 050 075 - 100 - BAR	0.029.1215.0/10 + 0.029.1215.0/10	FIN816MB STD
----	----	---	-------	-------	-------	--	------------------------------------	--------------------------------------	---------------------

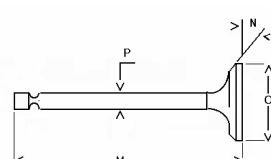



--	--	--	--	--	--	--	--	--	--

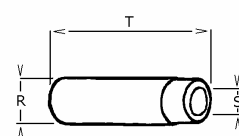



--	--	--	--	--	--	--	--	--	--

PB	BM	3	35,00	39,02	34,65		SEMIF.	0.002.4168.0	FIN110PB
----	----	---	-------	-------	-------	--	--------	--------------	-----------------

TWS	AL	2	77,70	91,90	2,36		STD - 010	0.001.4196.0 + 0.001.4197.0	FIN031TWS STD
-----	----	---	-------	-------	------	--	-----------	--------------------------------	----------------------

--	--	--	--	--	--	--	--	--	--

	IN		Nr.	O	P	M	N		ADATTABILE A: SUITABLE FOR:								
	IN								FS	3	42	9	148	45°	A1	0.053.1420.0	FINA708
	EX								FN	3	39,8	9	148	45°	A1	0.039.1421.0	FINS457

	IN		Nr.	R	S	T		ADATTABILE A: SUITABLE FOR:							
	IN							G	3	16,05	9,05	88	F	0.037.1416.0	FIN313AA
	IN							G		16,10	9,05	88	F		FIN313AB
	EX							G	3	16,05	9,05	73	F	0.037.1417.0/10	FIN314SA
	EX							G		16,10	9,05	73	F		FIN314SB

Ricambi non originali per motori. Denominazioni e codici originali, sono riportati a puro titolo di riferimento.





7 - 62





rel. 905




Non original engine parts. OEMs names and part numbers are for reference purpose only.








SAME







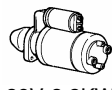
983 P (053.00)	Cm³	CILINDRI <i>CYLINDERS</i>	ALESAGGIO <i>BORE</i>	CORSA <i>STROKE</i>	VERSIONE <i>VERSION</i>
	2715	3	98	120	

			
0.054.0050.6		2.1569.077.0/10	0.054.0057.6
FIN060CGA	FIN060CGB	FIN6263HG	FIN104SM

			
		IN	EX

Nr.	ENGINE KIT	
1		FIN040SL00
1		FIN211PC00
1		FIN104SM
		FIN8291KIT


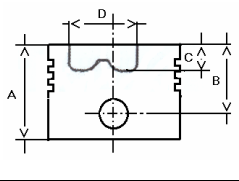

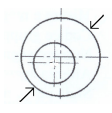
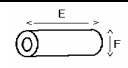

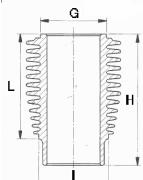
						
LV	LD					
2.1529.045.0	2.1519.010.0			2.4249.170.6	0.044.1554.0	
FIN3081RT	FIN3080RT			FIN8101NF	FIN8225OF	



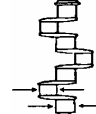




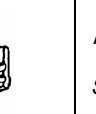
						
						28V-3,2KW
2.4519.230.0	2.4639.060.0	2.4629.150.8	2.4729.010.0	2.4629.150.7		2.9619.120.0
FIN930FP	FIN1650JP	FIN068E	FIN173NO	FIN012DV		FIN1865TL

1	Massa filtrante	<i>Filtering element</i>	2.4249.050.4	FIN8104NF
2	Kit revisione pompa alimentazione	<i>Fuel pump repairing kit</i>	2.4519.239.0	FIN2930KFP
3				
4				
5				
6				
7				
8				
9				
10				
11				
12				
13				
14				
15				

SAME

984 L (036.00)	Cm³	CILINDRI CYLINDERS	ALESAGGIO BORE	CORSA STROKE	VERSIONE VERSION
	3620	4	98	120	3272 ←

		TESTA HEAD	H02		13	2,5	TIPO TYPE	A		
					9	2,5				
	FIN411PN 0.002.4167.0		A	120		14	2,5		G	115
			B	70		23	5		H	223
			C	22,6					I	117
			D	55					L	158
			E	80					0.036.1120.0 FIN039SL00	
			F	35						
	98	0.036.0060.6	FIN209PC00		0.034.0052.6	FIN081RS00				
	98,5	0.036.0061.6	FIN209PC05		0.034.0053.6	FIN081RS05				
	99	0.036.0062.6	FIN209PC10		0.034.0054.6	FIN081RS10				

		Nr.						ADATTABILE A: SUITABLE FOR:	
---	---	------------	---	---	---	---	---	--------------------------------	---

CR	RP	4	67,95	71,74	24,00		STD - 025 - 050 075 - 100 - BAR	0.021.1225.0 + 0.021.1225.0	FIN602CR STD
----	----	---	-------	-------	-------	--	------------------------------------	--------------------------------	---------------------

MB	RP	5	70,00	74,00	32,00		STD - 025 - 050 075 - 100 - BAR	0.029.1215.0/10 + 0.029.1215.0/10	FIN816MB STD
----	----	---	-------	-------	-------	--	------------------------------------	--------------------------------------	---------------------

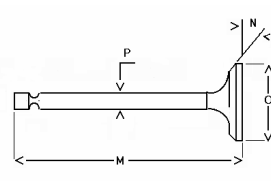



--	--	--	--	--	--	--	--	--	--

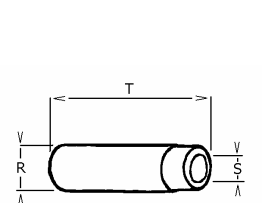



--	--	--	--	--	--	--	--	--	--

PB	BM	4	35,00	39,02	34,65		SEMIF.	0.002.4168.0	FIN110PB
----	----	---	-------	-------	-------	--	--------	--------------	-----------------

TWS	AL	2	77,70	91,90	2,36		STD - 010	0.001.4196.0 + 0.001.4197.0	FIN031TWS STD
-----	----	---	-------	-------	------	--	-----------	--------------------------------	----------------------

--	--	--	--	--	--	--	--	--	--

	IN		Nr.	O	P	M	N		ADATTABILE A: SUITABLE FOR:								
	IN								FS	4	42	9	148	45°	A1	0.039.1420.0	FINA708
	EX								FN	4	39,8	9	148	45°	A1	0.039.1421.0	FINS457

	IN		Nr.	R	S	T		ADATTABILE A: SUITABLE FOR:							
	IN							G	4	16,05	9,05	88	F	0.037.1416.0	FIN313AA
	IN							G		16,10	9,05	88	F		FIN313AB
	EX							G	4	16,05	9,05	73	F	0.037.1417.0/10	FIN314SA
	EX							G		16,10	9,05	73	F		FIN314SB

Ricambi non originali per motori. Denominazioni e codici originali, sono riportati a puro titolo di riferimento.





9 - 62





rel. 905




Non original engine parts. OEMs names and part numbers are for reference purpose only.








SAME







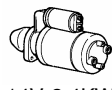
984 L (036.00)	Cm³	CILINDRI CYLINDERS	ALESAGGIO BORE	CORSA STROKE	VERSIONE VERSION
	3620	4	98	120	3272 ←

			
0.036.0050.6/10		2.1569.056.0/10	0.034.0057.6
FIN124CGA	FIN124CGB	FIN6262HG	FIN094SM

			
		IN	EX

Nr.	ENGINE KIT	
1		FIN039SL00
1		FIN209PC00
1		FIN094SM
0.036.0065.6/20		FIN2138KIT

						
2.1519.009.0	2.1519.010.0			2.4249.110.2	2.4419.150.1	2.4319.060.1
FIN3081RT	FIN3080RT			FIN8130NF	FIN8250OF	FIN8605FE

						
2.4519.160.0	2.4649.210.0		2.4729.010.0		2.9439.070.0	14V-2,4KW 2.9619.080.0
FIN910FP	FIN1716JP		FIN173NO		FIN2360VA	FIN1866TL

1	Alternatore fino a motore 10122	Alternator up to engine 10122	2.9439.030.0	FIN2650VA
2	Kit revisione pompa alimentazione	Fuel pump repairing kit	2.4519.169.0	FIN2910KFP
3	Polverizzatore dal motore 2973	Nozzle from engine 2973	2.4729.050.0	FIN174NO
4	Valvola aspirazione fino al motore 1825	Inlet valve up to engine 1825	029.1420.0/10	FINA271
5	Valvola aspirazione fino al motore 10622	Inlet valve up to engine 10622	0.037.1420.0	FINA456
6	Valvola scarico fino al motore 1825	Exhaust valve up to engine 1825	029.1421.0/10	FINS272
7	Valvola scarico fino al motore 4042	Exhaust valve up to engine 4042	0.037.1421.0	FINS396
8	Guida valvola aspirazione fino al motore 1825	Inlet valve guide up to engine 1825	0.029.1416.0	FIN305AA
9	Guida alvola scarico fino al motore 1825	Exhaust valve guide up to engine 1825	0.029.1417.0	FIN306SA
10	Massa filtrante	Filtering element	2.4249.120.5	FIN8131NF
11	Massa filtrante	Filtering element	2.4249.090.1	FIN8132NF
12				
13				
14				
15				

Ricambi non originali per motori. Denominazioni e codici originali, sono riportati a puro titolo di riferimento.


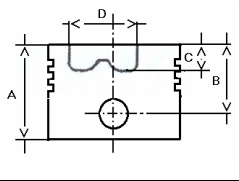

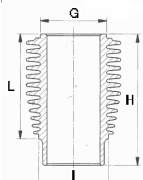
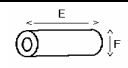

10 - 62



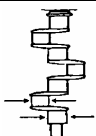
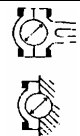




rel. 905

Non original engine parts. OEMs names and part numbers are for reference purpose only.

SAME

984 L (036.00)	Cm³	CILINDRI <i>CYLINDERS</i>	ALESAGGIO <i>BORE</i>	CORSA <i>STROKE</i>	VERSIONE <i>VERSION</i>
	3620	4	98	120	3273 →

		TESTA HEAD	H02		13	2,5	TIPO TYPE			A	
		A	120		9	2,5					
		B	70		14	2,5					
		C	22,6		23	5					
		D	55								
		E	80								
FIN411PN		F	35				G	115	H	223	
0.002.4167.0							I	117	L	158	
	98	0.036.0060.6	FIN209PC00	0.034.0052.6	FIN081RS00		0.036.1120.0		FIN039SL00		
	98,5	0.036.0061.6	FIN209PC05	0.034.0053.6	FIN081RS05						
	99	0.036.0062.6	FIN209PC10	0.034.0054.6	FIN081RS10						

		Nr.						ADATTABILE A: SUITABLE FOR:	
---	---	------------	---	---	---	---	---	--------------------------------	---

CR	RP	4	67,95	71,74	27,00		STD - 025 - 050 075 - 100 - BAR	0.039.1225.0 + 0.039.1225.0	FIN815CR STD
----	----	---	-------	-------	-------	--	------------------------------------	--------------------------------	--------------

MB	RP	5	70,00	74,00	32,00		STD - 025 - 050 075 - 100 - BAR	0.029.1215.0/10 + 0.029.1215.0/10	FIN816MB STD
----	----	---	-------	-------	-------	--	------------------------------------	--------------------------------------	--------------

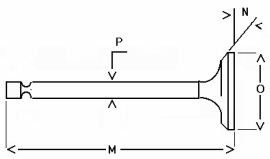



--	--	--	--	--	--	--	--	--	--

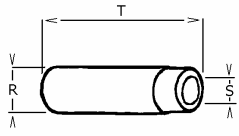



--	--	--	--	--	--	--	--	--	--

PB	BM	4	35,00	39,02	34,65		SEMIF.	0.002.4168.0	FIN110PB
----	----	---	-------	-------	-------	--	--------	--------------	----------

TWS	AL	2	77,70	91,90	2,36		STD - 010	0.001.4196.0 + 0.001.4197.0	FIN031TWS STD
-----	----	---	-------	-------	------	--	-----------	--------------------------------	---------------

--	--	--	--	--	--	--	--	--	--

	IN EX		Nr.	O	P	M	N		ADATTABILE A: SUITABLE FOR:			
	IN		FS	4	42	9	148		45°	A1	0.039.1420.0	FINA708
	EX		FN	4	39,8	9	148		45°	A1	0.039.1421.0	FINS457

	IN EX		Nr.	R	S	T		ADATTABILE A: SUITABLE FOR:			
	IN		G	4	16,05	9,05		88	F	0.037.1416.0	FIN313AA
	IN		G		16,10	9,05		88	F		FIN313AB
	EX		G	4	16,05	9,05		73	F	0.037.1417.0/10	FIN314SA
	EX		G		16,10	9,05		73	F		FIN314SB

Ricambi non originali per motori. Denominazioni e codici originali, sono riportati a puro titolo di riferimento.





11 - 62





rel. 905




Non original engine parts. OEMs names and part numbers are for reference purpose only.








SAME







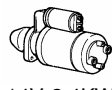
984 L (036.00)	Cm³	CILINDRI CYLINDERS	ALESAGGIO BORE	CORSA STROKE	VERSIONE VERSION
	3620	4	98	120	3273 →

			
0.036.0050.6/10		2.1569.056.0/10	0.034.0057.6
FIN124CGA	FIN124CGB	FIN6262HG	FIN094SM

			
		IN	EX

Nr.	ENGINE KIT	
1		FIN039SL00
1		FIN209PC00
1		FIN094SM
0.036.0065.6/20		FIN2138KIT


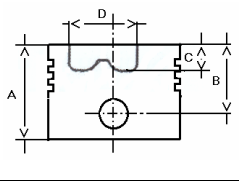

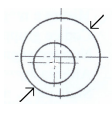
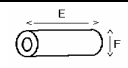

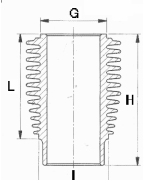
						
LV	LD					
2.1519.009.0	2.1519.010.0			2.4249.110.2	2.4419.150.1	2.4319.060.1
FIN3081RT	FIN3080RT			FIN8130NF	FIN8250OF	FIN8605FE









						
					14V-2,4KW	
2.4519.160.0	2.4649.210.0		2.4729.010.0		2.9439.070.0	2.9619.080.0
FIN910FP	FIN1716JP		FIN173NO		FIN2360VA	FIN1866TL

1	Alternatore fino a motore 10122	Alternator up to engine 10122	2.9439.030.0	FIN2650VA
2	Kit revisione pompa alimentazione	Fuel pump repairing kit	2.4519.169.0	FIN2910KFP
3	Polverizzatore dal motore 2973	Nozzle from engine 2973	2.4729.050.0	FIN174NO
4	Valvola aspirazione fino al motore 1825	Inlet valve up to engine 1825	029.1420.0/10	FINA271
5	Valvola aspirazione fino al motore 10622	Inlet valve up to engine 10622	0.037.1420.0	FINA456
6	Valvola scarico fino al motore 1825	Exhaust valve up to engine 1825	029.1421.0/10	FINS272
7	Valvola scarico fino al motore 4042	Exhaust valve up to engine 4042	0.037.1421.0	FINS396
8	Guida valvola aspirazione fino al motore 1825	Inlet valve guide up to engine 1825	0.029.1416.0	FIN305AA
9	Guida alvola scarico fino al motore 1825	Exhaust valve guide up to engine 1825	0.029.1417.0	FIN306SA
10	Massa filtrante	Filtering element	2.4249.120.5	FIN8131NF
11	Massa filtrante	Filtering element	2.4249.090.1	FIN8132NF
12				
13				
14				
15				

SAME

984 P (045.00)	Cm³	CILINDRI <i>CYLINDERS</i>	ALESAGGIO <i>BORE</i>	CORSA <i>STROKE</i>	VERSIONE <i>VERSION</i>
	3620	4	98	120	

		TESTA HEAD	H07		13	2,5	TIPO TYPE	A		
					9	2,5				
	FIN411PN 0.002.4167.0		A	119		14	2,5		G	118,5
			B	69		23	5		H	217,5
			C	21,6					I	114
			D	51,4					L	152
			E	80					0.045.1120.0/10 FIN040SL00	
			F	35						
	98	0.053.0060.6	FIN211PC00		0.053.0052.6	FIN081RS00				
	98,5	0.053.0061.6	FIN211PC05		0.053.0053.6	FIN081RS05				
	99	0.053.0062.6	FIN211PC10		0.053.0054.6	FIN081RS10				

		Nr.						ADATTABILE A: SUITABLE FOR:	
---	---	------------	---	---	---	---	---	--------------------------------	---

CR	RP	4	67,95	71,74	27,00		STD - 025 - 050 075 - 100 - BAR	0.039.1225.0 + 0.039.1225.0	FIN815CR STD
----	----	---	-------	-------	-------	--	------------------------------------	--------------------------------	--------------

MB	RP	5	70,00	74,00	32,00		STD - 025 - 050 075 - 100 - BAR	0.029.1215.0/10 + 0.029.1215.0/10	FIN816MB STD
----	----	---	-------	-------	-------	--	------------------------------------	--------------------------------------	--------------

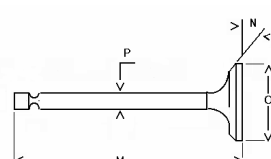



--	--	--	--	--	--	--	--	--	--

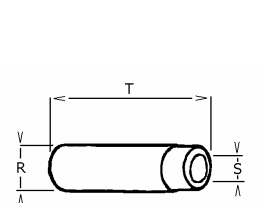



--	--	--	--	--	--	--	--	--	--

PB	BM	4	35,00	39,02	34,65		SEMIF.	0.002.4168.0	FIN110PB
----	----	---	-------	-------	-------	--	--------	--------------	----------

TWS	AL	2	77,70	91,90	2,36		STD - 010	0.001.4196.0 + 0.001.4197.0	FIN031TWS STD
-----	----	---	-------	-------	------	--	-----------	--------------------------------	---------------

--	--	--	--	--	--	--	--	--	--

	IN EX		Nr.	O	P	M	N		ADATTABILE A: SUITABLE FOR:									
									IN	FS	4	42	9	148	45°	A1	0.053.1420.0	FINA708
									EX	FN	4	39,8	9	148	45°	A1	0.039.1421.0	FINS457

	IN EX		Nr.	R	S	T		ADATTABILE A: SUITABLE FOR:								
								IN	G	4	16,05	9,05	88	F	0.037.1416.0	FIN313AA
								IN	G		16,10	9,05	88	F		FIN313AB
								EX	G	4	16,05	9,05	73	F	0.037.1417.0/10	FIN314SA
								EX	G		16,10	9,05	73	F		FIN314SB

Ricambi non originali per motori. Denominazioni e codici originali, sono riportati a puro titolo di riferimento.





13 - 62





rel. 905




Non original engine parts. OEMs names and part numbers are for reference purpose only.








SAME







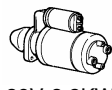
984 P (045.00)	Cm³	CILINDRI <i>CYLINDERS</i>	ALESAGGIO <i>BORE</i>	CORSA <i>STROKE</i>	VERSIONE <i>VERSION</i>
	3620	4	98	120	

			
0.045.0050.6		2.1569.077.0/10	0.047.0057.6
FIN127CGA	FIN127CGB	FIN6263HG	FIN096SM

		 IN	 EX

Nr.	ENGINE KIT	
1		FIN040SL00
1		FIN211PC00
1		FIN096SM
0.045.0065.6/10		FIN2140KIT

 LV	 LD					
2.1519.009.0	2.1519.010.0			2.4249.170.6	0.044.1554.0	2.4319.060.1
FIN3081RT	FIN3080RT			FIN8101NF	FIN8225OF	FIN8605FE

						 28V-3,2KW
2.4519.230.0	2.4649.280.0	2.4629.150.8	2.4729.010.0	2.4629.150.7		2.9619.120.0
FIN930FP	FIN1651JP	FIN068E	FIN173NO	FIN012DV		FIN1865TL

1	Pompa olio	<i>Oil pump</i>	0.044.1524.6	FIN044OP
2	Rotore pompa olio	<i>Oil pump rotor</i>	0.044.1524.3/10	FIN244PP
3	Motorino d'avviamento 12V	<i>Starter engine 12V</i>	2.9619.180.0	FIN201TL
4	Massa filtrante	<i>Filtering element</i>	2.4249.070.4	FIN8402NF
5	Massa filtrante	<i>Filtering element</i>	2.4249.060.8	FIN8403NF
6	Massa filtrante	<i>Filtering element</i>	2.4249.050.4	FIN8104NF
7	Kit revisione pompa alimentazione	<i>Fuel pump repairing kit</i>	2.4519.239.0	FIN2930KFP
8				
9				
10				
11				
12				
13				
14				
15				

Ricambi non originali per motori. Denominazioni e codici originali, sono riportati a puro titolo di riferimento.


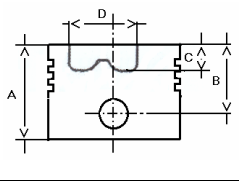

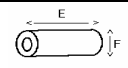

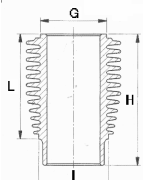
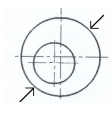
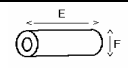

14 - 62









rel. 905

Non original engine parts. OEMs names and part numbers are for reference purpose only.

SAME

986 L (037.00)	Cm³	CILINDRI CYLINDERS	ALESAGGIO BORE	CORSA STROKE	VERSIONE VERSION
	5428	6	98	120	2218 ←

		TESTA HEAD	H02		13	2,5	TIPO TYPE	A	
		A	120		9	2,5		G	115
FIN411PN 0.002.4167.0		B	70		14	2,5		H	223
		C	22,6		23	5		I	117
		D	55				0.036.1120.0	L	158
		E	80		0.034.0052.6	FIN081RS00		FIN039SL00	
		F	35		0.034.0053.6	FIN081RS05			
		98	0.036.0060.6	FIN209PC00	0.034.0054.6	FIN081RS10			
		98,5	0.036.0061.6	FIN209PC05					
		99	0.036.0062.6	FIN209PC10					

		Nr.						ADATTABILE A: SUITABLE FOR:	
---	---	------------	---	---	---	---	---	--------------------------------	---

CR	RP	6	67,95	71,74	24,00		STD - 025 - 050 075 - 100 - BAR	0.021.1225.0 + 0.021.1225.0	FIN602CR STD
----	----	---	-------	-------	-------	--	------------------------------------	--------------------------------	--------------

MB	RP	7	70,00	74,00	32,00		STD - 025 - 050 075 - 100 - BAR	0.029.1215.0/10 + 0.029.1215.0/10	FIN816MB STD
----	----	---	-------	-------	-------	--	------------------------------------	--------------------------------------	--------------

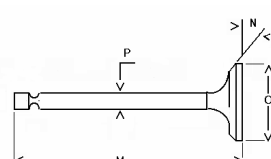



--	--	--	--	--	--	--	--	--	--

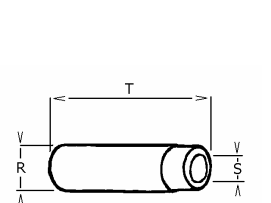



--	--	--	--	--	--	--	--	--	--

PB	BM	6	35,00	39,02	34,65		SEMIF.	0.002.4168.0	FIN110PB
----	----	---	-------	-------	-------	--	--------	--------------	----------

TWS	AL	2	77,70	91,90	2,36		STD - 010	0.001.4196.0 + 0.001.4197.0	FIN031TWS STD
-----	----	---	-------	-------	------	--	-----------	--------------------------------	---------------

--	--	--	--	--	--	--	--	--	--

	IN		Nr.	O	P	M	N		ADATTABILE A: SUITABLE FOR:			
	IN		FS	6	42	9	148		45°	A1	0.039.1420.0	FINA708
	EX		FN	6	39,8	9	148		45°	A1	0.039.1421.0	FINS457

	IN		Nr.	R	S	T		ADATTABILE A: SUITABLE FOR:			
	IN		G	6	16,05	9,05		88	F	0.037.1416.0	FIN313AA
	IN		G		16,10	9,05		88	F		FIN313AB
	EX		G	6	16,05	9,05		73	F	0.037.1417.0/10	FIN314SA
	EX		G		16,10	9,05		73	F		FIN314SB

Ricambi non originali per motori. Denominazioni e codici originali, sono riportati a puro titolo di riferimento.





15 - 62





rel. 905




Non original engine parts. OEMs names and part numbers are for reference purpose only.








SAME







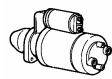
986 L (037.00)	Cm³	CILINDRI CYLINDERS	ALESAGGIO BORE	CORSA STROKE	VERSIONE VERSION
	5428	6	98	120	2218 ←

			
0.037.0070.6/20		2.1569.056.0/10	0.034.0057.6
FIN125CGA	FIN125CGB	FIN6262HG	FIN094SM

			
		IN	EX

Nr.	ENGINE KIT	
1		FIN039SL00
1		FIN209PC00
1		FIN094SM
0.036.0065.6/20		FIN2138KIT

						
LV	LD					
2.1519.009.0	2.1519.010.0			2.4249.070.4	2.4419.170.1	2.4319.060.1
FIN3081RT	FIN3080RT			FIN8402NF	FIN8270OF	FIN8605FE

						
0.003.8319.6			2.4729.010.0		2.9439.070.0	2.9619.110.0
FIN910FP			FIN173NO		FIN2360VA	FIN1870TL

1	Alternatore fino a motore 4607	Alternator up to engine 4607	2.9439.030.0/10	FIN2650VA
2	Kit revisione pompa alimentazione	Fuel pump repairing kit	2.4519.169.0	FIN2910KFP
3	Motorino d'avviamento fino a motore 1405	Starter engine up to engine 1405	2.9619.090.0	FIN1880TL
4	Valvola aspirazione fino al motore 2937	Inlet valve up to engine 2937	0.037.1420.0	FINA456
5	Valvola scarico fino al motore 2599	Exhaust valve up to engine 2599	0.037.1421.0	FINS396
6	Cartuccia filtro combustibile	Fuel filter cartridge	2.4319.130.1	FIN8722FE
7	Massa filtrante	Filtering element	2.4249.060.1	FIN8103NF
8	Massa filtrante	Filtering element	2.4249.130.9	FIN8405NF
9				
10				
11				
12				
13				
14				
15				

Ricambi non originali per motori. Denominazioni e codici originali, sono riportati a puro titolo di riferimento.




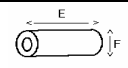

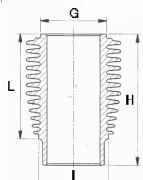
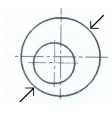
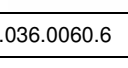


16 - 62



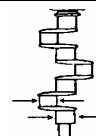





rel. 905

Non original engine parts. OEMs names and part numbers are for reference purpose only.

SAME

986 L (037.00)	Cm³	CILINDRI CYLINDERS	ALESAGGIO BORE	CORSA STROKE	VERSIONE VERSION
	5428	6	98	120	2219 →

		TESTA HEAD	H02		13	2,5	TIPO TYPE	A			
		A	120		9	2,5		G	115		
FIN411PN 0.002.4167.0		B	70		14	2,5		H	223		
		C	22,6		23	5		I	117		
		D	55					L	158		
		E	80		0.034.0052.6	FIN081RS00		0.036.1120.0		FIN039SL00	
		F	35		0.034.0053.6	FIN081RS05					
		98	0.036.0060.6	FIN209PC00	0.034.0054.6		FIN081RS10				
		98,5	0.036.0061.6	FIN209PC05							
		99	0.036.0062.6	FIN209PC10							

		Nr.						ADATTABILE A: SUITABLE FOR:	
---	---	------------	---	---	---	---	---	--------------------------------	---

CR	RP	6	67,95	71,74	27,00		STD - 025 - 050 075 - 100 - BAR	0.039.1225.0 + 0.039.1225.0	FIN815CR STD
----	----	---	-------	-------	-------	--	------------------------------------	--------------------------------	--------------

MB	RP	7	70,00	74,00	32,00		STD - 025 - 050 075 - 100 - BAR	0.029.1215.0/10 + 0.029.1215.0/10	FIN816MB STD
----	----	---	-------	-------	-------	--	------------------------------------	--------------------------------------	--------------

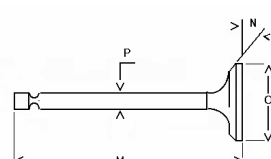



--	--	--	--	--	--	--	--	--	--

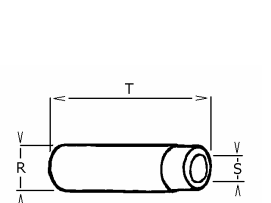



--	--	--	--	--	--	--	--	--	--

PB	BM	6	35,00	39,02	34,65		SEMIF.	0.002.4168.0	FIN110PB
----	----	---	-------	-------	-------	--	--------	--------------	----------

TWS	AL	2	77,70	91,90	2,36		STD - 010	0.001.4196.0 + 0.001.4197.0	FIN031TWS STD
-----	----	---	-------	-------	------	--	-----------	--------------------------------	---------------

--	--	--	--	--	--	--	--	--	--

	IN EX		Nr.	O	P	M	N		ADATTABILE A: SUITABLE FOR:			
	IN		FS	6	42	9	148		45°	A1	0.039.1420.0	FINA708
	EX		FN	6	39,8	9	148		45°	A1	0.039.1421.0	FINS457

	IN EX		Nr.	R	S	T		ADATTABILE A: SUITABLE FOR:			
	IN		G	6	16,05	9,05		88	F	0.037.1416.0	FIN313AA
	IN		G		16,10	9,05		88	F		FIN313AB
	EX		G	6	16,05	9,05		73	F	0.037.1417.0/10	FIN314SA
	EX		G		16,10	9,05		73	F		FIN314SB

Ricambi non originali per motori. Denominazioni e codici originali, sono riportati a puro titolo di riferimento.





17 - 62





rel. 905




Non original engine parts. OEMs names and part numbers are for reference purpose only.








SAME







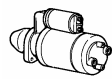
986 L (037.00)	Cm³	CILINDRI CYLINDERS	ALESAGGIO BORE	CORSA STROKE	VERSIONE VERSION
	5428	6	98	120	2219 →

			
0.037.0070.6/20		2.1569.056.0/10	0.034.0057.6
FIN125CGA	FIN125CGB	FIN6262HG	FIN094SM

			
		IN	EX

Nr.	ENGINE KIT	
1		FIN039SL00
1		FIN209PC00
1		FIN094SM
0.036.0065.6/20		FIN2138KIT

						
LV	LD					
2.1519.009.0	2.1519.010.0			2.4249.070.4	2.4419.170.1	2.4319.060.1
FIN3081RT	FIN3080RT			FIN8402NF	FIN8270OF	FIN8605FE

						
0.003.8319.6			2.4729.010.0		2.9439.070.0	2.9619.110.0
FIN910FP			FIN173NO		FIN2360VA	FIN1870TL

1	Alternatore fino a motore 4607	Alternator up to engine 4607	2.9439.030.0/10	FIN2650VA
2	Kit revisione pompa alimentazione	Fuel pump repairing kit	2.4519.169.0	FIN2910KFP
3	Motorino d'avviamento fino a motore 1405	Starter engine up to engine 1405	2.9619.090.0	FIN1880TL
4	Valvola aspirazione fino al motore 2937	Inlet valve up to engine 2937	0.037.1420.0	FINA456
5	Valvola scarico fino al motore 2599	Exhaust valve up to engine 2599	0.037.1421.0	FINS396
6	Cartuccia filtro combustibile	Fuel filter cartridge	2.4319.130.1	FIN8722FE
7	Massa filtrante	Filtering element	2.4249.060.1	FIN8103NF
8	Massa filtrante	Filtering element	2.4249.130.9	FIN8405NF
9				
10				
11				
12				
13				
14				
15				

Ricambi non originali per motori. Denominazioni e codici originali, sono riportati a puro titolo di riferimento.


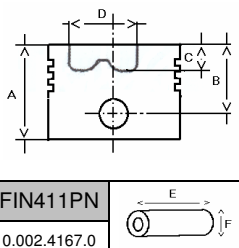

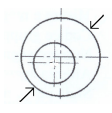
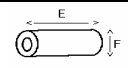
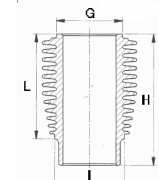
18 - 62



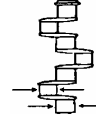





rel. 905

Non original engine parts. OEMs names and part numbers are for reference purpose only.

SAME

986 P	Cm³	CILINDRI CYLINDERS	ALESAGGIO BORE	CORSA STROKE	VERSIONE VERSION
	5428	6	98	120	

		TESTA HEAD	H07		13	2,5	TIPO TYPE	A	
					9	2,5			
	FIN411PN 0.002.4167.0		E	F	14	2,5		G	118,5
					23	5		H	217,5
	98	0.053.0060.6	FIN211PC00	0.053.0052.6	FIN081RS00			I	114
	98,5	0.053.0061.6	FIN211PC05	0.053.0053.6	FIN081RS05			L	152
	99	0.053.0062.6	FIN211PC10	0.053.0054.6	FIN081RS10		0.045.1120.0/10	FIN040SL00	

		Nr.						ADATTABILE A: SUITABLE FOR:	
---	---	------------	---	---	---	---	---	--	---

CR	RP	6	67,95	71,74	27,00		STD - 025 - 050 075 - 100 - BAR	0.039.1225.0 + 0.039.1225.0	FIN815CR STD
----	----	---	-------	-------	-------	--	------------------------------------	--------------------------------	--------------

MB	RP	7	70,00	74,00	32,00		STD - 025 - 050 075 - 100 - BAR	0.029.1215.0/10 + 0.029.1215.0/10	FIN816MB STD
----	----	---	-------	-------	-------	--	------------------------------------	--------------------------------------	--------------

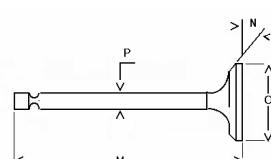



--	--	--	--	--	--	--	--	--	--

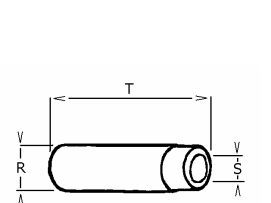



--	--	--	--	--	--	--	--	--	--

PB	BM	6	35,00	39,02	34,65		SEMIF.	0.002.4168.0	FIN110PB
----	----	---	-------	-------	-------	--	--------	--------------	----------

TWS	AL	2	77,70	91,90	2,36		STD - 010	0.001.4196.0 + 0.001.4197.0	FIN031TWS STD
-----	----	---	-------	-------	------	--	-----------	--------------------------------	---------------

--	--	--	--	--	--	--	--	--	--

	IN EX		Nr.	O	P	M	N		ADATTABILE A: SUITABLE FOR:								
	IN								FS	6	42	9	148	45°	A1	0.053.1420.0	FINA708
	EX								FN	6	39,8	9	148	45°	A1	0.039.1421.0	FINS457

	IN EX		Nr.	R	S	T		ADATTABILE A: SUITABLE FOR:							
	IN							G	6	16,05	9,05	88	F	0.037.1416.0	FIN313AA
	IN							G		16,10	9,05	88	F		FIN313AB
	EX							G	6	16,05	9,05	73	F	0.037.1417.0/10	FIN314SA
	EX							G		16,10	9,05	73	F		FIN314SB

Ricambi non originali per motori. Denominazioni e codici originali, sono riportati a puro titolo di riferimento.





19 - 62





rel. 905




Non original engine parts. OEMs names and part numbers are for reference purpose only.








SAME







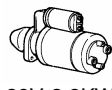
986 P	Cm³	CILINDRI CYLINDERS	ALESAGGIO BORE	CORSA STROKE	VERSIONE VERSION
	5428	6	98	120	

			
0.047.0050.6		2.1569.077.0/10	0.047.0057.6
FIN129CGA	FIN129CGB	FIN6263HG	FIN096SM

			
		IN	EX

Nr.	ENGINE KIT	
1		FIN040SL00
1		FIN211PC00
1		FIN096SM
0.045.0065.6/10		FIN2140KIT

						
LV	LD					
2.1519.009.0	2.1519.010.0			2.4249.060.8	0.041.1553.0	2.4319.060.1
FIN3081RT	FIN3080RT			FIN8403NF	FIN8230OF	FIN8605FE

						
						28V-3,2KW
2.4519.230.0	2.4639.060.0	2.4629.150.8	2.4729.010.0	2.4629.150.7		2.9619.120.0
FIN930FP	FIN1650JP	FIN068E	FIN173NO	FIN012DV		FIN1865TL

1	Pompa olio	<i>Oil pump</i>	0.040.1524.6	FIN040OP
2	Rotore pompa olio	<i>Oil pump rotor</i>	0.040.1524.3/30	FIN240PP
3	Motorino d'avviamento 12V	<i>Starter engine 12V</i>	2.9619.180.0	FIN201TL
4	Massa filtrante	<i>Filtering element</i>	2.4249.130.9	FIN8405NF
5	Massa filtrante	<i>Filtering element</i>	2.4249.130.8	FIN8106NF
6	Kit revisione pompa alimentazione	<i>Fuel pump repairing kit</i>	2.4519.239.0	FIN2930KFP
7				
8				
9				
10				
11				
12				
13				
14				
15				

Ricambi non originali per motori. Denominazioni e codici originali, sono riportati a puro titolo di riferimento.

20 - 62

rel. 905

Non original engine parts. OEMs names and part numbers are for reference purpose only.



Via Aldo Moro, 9 - 10080 Oglianico (TO) - Italy

Tel. +39 0124 470670 - Fax +39 0124 470686

E-mail: info@finimpianti.it - <http://www.finimpianti.it>

www.finimpianti.it